



Ontario Provincial Police

Sioux Lookout Detachment

First Quarter Report

January – March 2025

Detachment Commander: Inspector Michael KREISZ

Operations Manager: Staff Sergeant Russ SAUDINO

"Working together through engagement Education and Enforcement to identify

Proactive and Innovative strategies to keep our community safe"

Calls For Service (CFS) Billing Summary Report
 KENORA Dist. - Sioux Lookout M

Max Date Loaded May 08, 2026

Billing Category <i>(Billing categories below do not match traditional crime groupings)</i>	2026				2025			
	January to March	YTD Count	Time Std	YTD Weighted Hrs	January to March	Year to Date	Time Std	YTD Weighted Hrs
Operational	715	715	3.90	2,788.50	603	603	3.90	2,351.70
Statutes & Acts	169	169	3.50	591.50	153	153	3.50	535.50
Other Criminal Code Violations (Excluding traffic)	105	105	7.10	745.50	87	87	7.10	617.70
Violent Criminal Code	90	90	14.80	1,332.00	97	97	14.80	1,435.60
Operational2	85	85	1.70	144.50	102	102	1.70	173.40
Property Crime Violations	36	36	6.20	223.20	53	53	6.20	328.60
Traffic	33	33	3.80	125.40	34	34	3.80	129.20
Drug Possession	10	10	5.90	59.00	12	12	5.90	70.80
Drugs	3	3	88.10	264.30	12	12	88.10	1,057.20
Total	1246	1246		6,273.90	1153	1153		6,699.70

Note to Detachment Commanders:

- The content of each report is to be shared by the Detachment Commander only with the municipality for which it was generated. The municipality may treat this as a public document and distribute it as they wish.
- All data is sourced from the Niche RMS application. Included are 'reported' occurrences (actuals and unfounded occurrences) for 'billable' occurrences ONLY. Data is refreshed on a weekly basis.
- The Traffic category includes motor vehicle collision (MVC) occurrences entered into Niche (UCR code 8521). MVCs are NOT sourced from the eCRS application for this report.
- Only the primary violation is counted within an occurrence.
- Time standards displayed are for the 2025 billing period.

Note to Municipalities:

- Data contained within this report is dynamic in nature and numbers will change over time as the Ontario Provincial Police continues to investigate and solve crime.
- This report is NOT to be used for crime trend analysis as not all occurrences are included.
- Data groupings within this report do not match traditional crime groupings seen in other public reports such as the OPP Detachment Board reports or Statistics Canada reporting.

Summary Report View - View of the report which only includes the 9 billable work groups.

Calls For Service (CFS) Billing Summary Report - Detail

Max Date Loaded May 08, 2026

Billing Category: Violent Criminal Code

KENORA Dist. - Sioux Lookout M
2026

Offence	2026				2025			
	January to March	Year to Date	Time Std	YTD Weighted Hrs	January to March	Year to Date	Time Std	YTD Weighted Hrs
Assault - Level 1	51	51	14.80	754.80 1	56	56	14.80	828.80
Assault Peace Officer	3	3	14.80	44.40 1	4	4	14.80	59.20
Assault Peace Officer with weapon OR cause bodily harm			14.80	1 1	1	1	14.80	14.80
Assault With Weapon or Causing Bodily Harm - Level 2	12	12	14.80	177.60 1	17	17	14.80	251.60
Criminal Harassment	2	2	14.80	29.60 1	2	2	14.80	29.60
Robbery - Other	1	1	14.80	14.80 1	1	1	14.80	14.80
Robbery - Threat of Violence	2	2	14.80	29.60 1	2	2	14.80	29.60
Sexual Assault	10	10	14.80	148.00 1	7	7	14.80	103.60
Sexual Assault With a Weapon			14.80	1 1	1	1	14.80	14.80
Sexual Interference	2	2	14.80	29.60 1	3	3	14.80	44.40
Utter Threats to Person	6	6	14.80	88.80 1	3	3	14.80	44.40
Utter Threats-Master code	1	1	14.80	14.80 1			14.80	
Total	90	90		1,332.00	97	97		1,435.60

Detailed Report View - Expanded view of the report listing the counts by actual offence within each billable work group.

Calls For Service (CFS) Billing Summary Report - Detail									
Billing Category: Property Crime Violations									
KENORA Dist. - Sioux Lookout M									
2026									
2025									
Offence	January to March	Year to Date	Time Std	YTD Weighted Hrs	January to March	Year to Date	Time Std	YTD Weighted Hrs	
Arson - Auto	1	1	6.20	6.20	2		6.20		
Arson - Building			6.20		2	1	1	6.20	6.20
Break & Enter	2	2	6.20	12.40	2	7	7	6.20	43.40
Fraud - Money/property/security Over \$5,000	1	1	6.20	6.20	2	1	1	6.20	6.20
Fraud - Money/property/security Under \$5,000	3	3	6.20	18.60	2	2	2	6.20	12.40
Fraud - Other			6.20		2	2	2	6.20	12.40
Fraud - Steal/Forge/Poss./Use Credit Card	1	1	6.20	6.20	2	2	2	6.20	12.40
Mischief	7	7	6.20	43.40	2	12	12	6.20	74.40
Mischief - Interfere with lawful use, enjoyment of property			6.20		2	1	1	6.20	6.20
Mischief Graffiti - Non-Gang Related			6.20		2	1	1	6.20	6.20
Possession of Stolen Goods under \$5,000			6.20		2	1	1	6.20	6.20
Property Damage	1	1	6.20	6.20	2	3	3	6.20	18.60
Theft of Motor Vehicle	1	1	6.20	6.20	2	1	1	6.20	6.20
Theft Over \$5,000 - Other Theft	1	1	6.20	6.20	2			6.20	
Theft Under \$5,000 - Building	1	1	6.20	6.20	2			6.20	
Theft Under \$5,000 - Construction Site	1	1	6.20	6.20	2			6.20	
Theft Under \$5,000 - Master Code	1	1	6.20	6.20	2	3	3	6.20	18.60
Theft Under \$5,000 - Other Theft	7	7	6.20	43.40	2	5	5	6.20	31.00
Theft Under \$5,000 - Persons	1	1	6.20	6.20	2	2	2	6.20	12.40
Theft Under \$5,000 SHOPLIFTING	6	6	6.20	37.20	2	7	7	6.20	43.40
Unlawful in a dwelling house	1	1	6.20	6.20	2	2	2	6.20	12.40
Total	36	36		223.20		53	53		328.60

Detailed Report View - Expanded view of the report listing the counts by actual offence within each billable work group.

Calls For Service (CFS) Billing Summary Report - Detail								Max Date Loaded May 08, 2026	
Billing Category: Other Criminal Code Violations (Excluding traffic)								KENORA Dist. - Sioux Lookout M	
Offence	2026				2025				
	January to March	Year to Date	Time Std	YTD Weighted Hrs	January to March	Year to Date	Time Std	YTD Weighted Hrs	
Bail Violations - Fail To Comply	37	37	7.10	262.70	3	46	46	7.10	326.60
Bail Violations - Master Code	2	2	7.10	14.20	3			7.10	
Breach of Probation	11	11	7.10	78.10	3	4	4	7.10	28.40
Breach of Recognizance (811)			7.10		3	2	2	7.10	14.20
Disturb the Peace	40	40	7.10	284.00	3	23	23	7.10	163.30
Indecent acts - Other	1	1	7.10	7.10	3			7.10	
Obstruct Public Peace Officer	4	4	7.10	28.40	3	4	4	7.10	28.40
Offensive Weapons - Careless use of firearms			7.10		3	1	1	7.10	7.10
Offensive Weapons - In Vehicle			7.10		3	1	1	7.10	7.10
Offensive Weapons - Other Weapons Offences	1	1	7.10	7.10	3			7.10	
Offensive Weapons - Possession of Weapons	4	4	7.10	28.40	3	4	4	7.10	28.40
Offensive Weapons-Other Offensive Weapons	1	1	7.10	7.10	3			7.10	
Other Criminal Code * Sec. 78 - Sec. 96			7.10		3	2	2	7.10	14.20
Public Mischief - mislead peace officer	1	1	7.10	7.10	3			7.10	
Trespass at Night	2	2	7.10	14.20	3			7.10	
Utter Threats to Property / Animals	1	1	7.10	7.10	3			7.10	
Total	105	105		745.50		87	87		617.70

Detailed Report View - Expanded view of the report listing the counts by actual offence within each billable work group.

Calls For Service (CFS) Billing Summary Report - Detail

Max Date Loaded May 08, 2026

Billing Category: Drug Possession

KENDRA Dist. - Sioux Lookout M
2026

Offence	2026				2025			
	January to March	Year to Date	Time Std	YTD Weighted Hrs	January to March	Year to Date	Time Std	YTD Weighted Hrs
DRUG related occurrence	1	1	5.90	5.90 4	1	1	5.90	5.90
Possession - Cocaine	2	2	5.90	11.80 4	5	5	5.90	29.50
Possession - Methamphetamine (Crystal Meth)	2	2	5.90	11.80 4	2	2	5.90	11.80
Possession - Other Controlled Drugs and Substances Act	4	4	5.90	23.60 4	4	4	5.90	23.60
Possession-Opioid (other than heroin)	1	1	5.90	5.90 4			5.90	
Total	10	10		59.00	12	12		70.80

Detailed Report View - Expanded view of the report listing the counts by actual offence within each billable work group.

Calls For Service (CFS) Billing Summary Report - Detail

Max Date Loaded May 08, 2026

Billing Category: Drugs

KENORA Dist. - Sioux Lookout M
2026

Offence	2026				2025			
	January to March	Year to Date	Time Std	YTD Weighted Hrs	January to March	Year to Date	Time Std	YTD Weighted Hrs
Trafficking - Cocaine			88.10	5	7	7	88.10	616.70
Trafficking - Methamphetamine (Crystal Meth)	2	2	88.10	176.20	1	1	88.10	88.10
Trafficking - Other Controlled Drugs and Substances Act	1	1	88.10	88.10	4	4	88.10	352.40
Total	3	3		264.30	12	12		1,057.20

Detailed Report View - Expanded view of the report listing the counts by actual offence within each billable work group.

Calls For Service (CFS) Billing Summary Report - Detail

Max Date Loaded May 08, 2026

Billing Category: Operational

KENORA Dist. - Sioux Lookout M
2026

Offence	2026				2025			
	January to March	Year to Date	Time Std	YTD Weighted Hrs	January to March	Year to Date	Time Std	YTD Weighted Hrs
Alarm - Others			3.90	6	1	1	3.90	3.90
Animal Bite	1	1	3.90	3.90	1	1	3.90	3.90
Animal Stray	6	6	3.90	23.40	3	3	3.90	11.70
Assist Fire Department	2	2	3.90	7.80	2	2	3.90	7.80
Assist Public	214	214	3.90	834.60	181	181	3.90	705.90
Distressed / Overdue Motorist	3	3	3.90	11.70			3.90	
Domestic Disturbance	61	61	3.90	237.90	43	43	3.90	167.70
FAMILY DISPUTE	26	26	3.90	101.40	22	22	3.90	85.80
Fire - Building	3	3	3.90	11.70	1	1	3.90	3.90
Fire - Other	1	1	3.90	3.90	1	1	3.90	3.90
Fire - Vehicle			3.90	6	1	1	3.90	3.90
Found - Computer, parts & accessories	1	1	3.90	3.90			3.90	
Found - Household Property	1	1	3.90	3.90	2	2	3.90	7.80
Found - Others	1	1	3.90	3.90	3	3	3.90	11.70
Found - Personal Accessories	1	1	3.90	3.90			3.90	
Found - Radio, TV, Sound-Reprod. Equip.			3.90	6	1	1	3.90	3.90
Found Property - Master Code	5	5	3.90	19.50	7	7	3.90	27.30
Insecure Condition - Building			3.90	6	1	1	3.90	3.90
Insecure Condition - Master Code			3.90	6	5	5	3.90	19.50
Lost - Household Property	2	2	3.90	7.80	2	2	3.90	7.80
Lost - Others	1	1	3.90	3.90	1	1	3.90	3.90
Lost - Personal Accessories	1	1	3.90	3.90	1	1	3.90	3.90
Lost Property - Master Code	5	5	3.90	19.50	1	1	3.90	3.90
Medical Assistance - Master Code	1	1	3.90	3.90			3.90	
Medical Assistance - Other			3.90	6	2	2	3.90	7.80
Missing Person 12 & older	4	4	3.90	15.60	5	5	3.90	19.50
Missing Person Located 12 & older	2	2	3.90	7.80	6	6	3.90	23.40
Missing Person Located Under 12			3.90	6	1	1	3.90	3.90
Missing Person under 12			3.90	6	1	1	3.90	3.90
Neighbour Dispute	1	1	3.90	3.90	5	5	3.90	19.50
Noise Complaint - Master Code	6	6	3.90	23.40	16	16	3.90	62.40
Noise Complaint - Others			3.90	6	1	1	3.90	3.90
Noise Complaint - Residence	1	1	3.90	3.90	8	8	3.90	31.20
Sudden Death - Accidental	1	1	3.90	3.90			3.90	
Sudden Death - Apparent Overdose/Overdose	2	2	3.90	7.80			3.90	
Sudden Death - Natural Causes	2	2	3.90	7.80	2	2	3.90	7.80
Sudden Death - Others	1	1	3.90	3.90			3.90	
Sudden Death - Suicide			3.90	6	1	1	3.90	3.90
Suspicious Person	10	10	3.90	39.00	21	21	3.90	81.90
Suspicious vehicle	2	2	3.90	7.80	3	3	3.90	11.70
Text- related Incident (Texting)			3.90	6	1	1	3.90	3.90
Trouble with Youth	31	31	3.90	120.90	17	17	3.90	66.30
Unwanted Persons	316	316	3.90	1,232.40	233	233	3.90	908.70
Total	715	715		2,788.50	603	603		2,351.70

Detailed Report View - Expanded view of the report listing the counts by actual offence within each billable work group.

Billing Category: Operational2		Calls For Service (CFS) Billing Summary Report - Detail				Max Date Loaded May 08, 2026			
		KENORA Dist. - Sioux Lookout M 2026				2025			
Offence	January to March	Year to Date	Time Std	YTD Weighted Hrs	January to March	Year to Date	Time Std	YTD Weighted Hrs	
911 call - Dropped Cell	20	20	1.70	34.00 7	18	18	1.70	30.60	
911 call / 911 hang up	5	5	1.70	8.50 7	11	11	1.70	18.70	
False Alarm - Others	31	31	1.70	52.70 7	34	34	1.70	57.80	
False Holdup Alarm - Accidental Trip	9	9	1.70	15.30 7	8	8	1.70	13.60	
Keep the Peace	20	20	1.70	34.00 7	31	31	1.70	52.70	
Total	85	85		144.50	102	102		173.40	

Detailed Report View - Expanded view of the report listing the counts by actual offence within each billable work group.

Calls For Service (CFS) Billing Summary Report - Detail

Max Date Loaded May 08, 2026

Billing Category: Statutes & Acts

KENORA Dist. - Sioux Lookout M
2026

Offence	2026				2025			
	January to March	Year to Date	Time Std	YTD Weighted Hrs	January to March	Year to Date	Time Std	YTD Weighted Hrs
Landlord / Tenant	1	1	3.50	3.50 8	2	2	3.50	7.00
Mental Health Act	33	33	3.50	115.50 8	25	25	3.50	87.50
Mental Health Act - Apprehension	5	5	3.50	17.50 8	19	19	3.50	66.50
Mental Health Act - Attempt Suicide	22	22	3.50	77.00 8	20	20	3.50	70.00
Mental Health Act - No Contact with Police	2	2	3.50	7.00 8	1	1	3.50	3.50
Mental Health Act - Placed on Form	6	6	3.50	21.00 8	5	5	3.50	17.50
Mental Health Act - Threat of Suicide	33	33	3.50	115.50 8	31	31	3.50	108.50
Mental Health Act - Voluntary Transport	18	18	3.50	63.00 8	24	24	3.50	84.00
Trespass To Property Act	49	49	3.50	171.50 8	26	26	3.50	91.00
Total	169	169		591.50	153	153		535.50

Detailed Report View - Expanded view of the report listing the counts by actual offence within each billable work group.

Calls For Service (CFS) Billing Summary Report - Detail

Max Date Loaded May 08, 2026

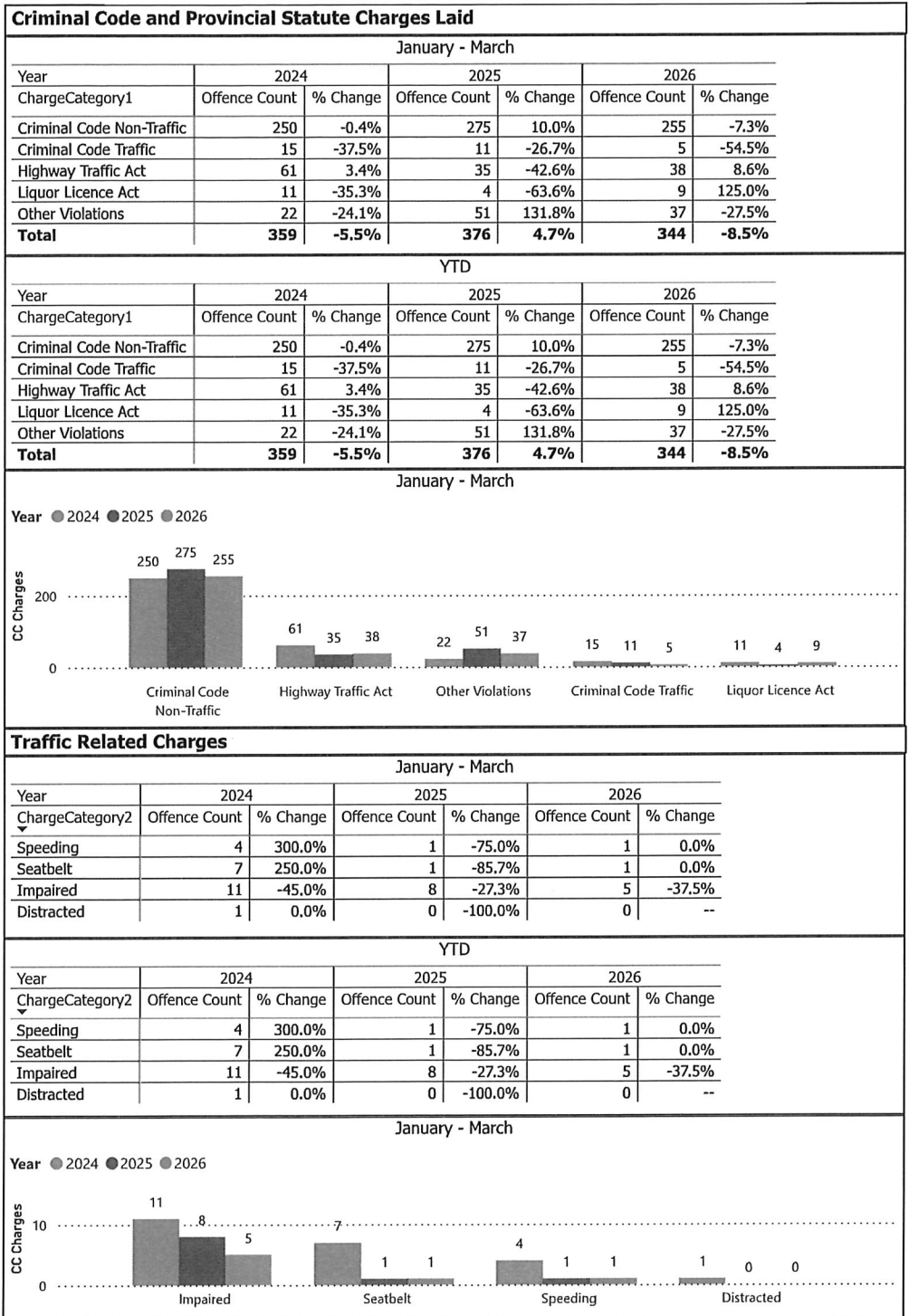
Billing Category: Traffic

KENDRA Dist. - Sioux Lookout M
2026

Offence	2026				2025			
	January to March	Year to Date	Time Std	YTD Weighted Hrs	January to March	Year to Date	Time Std	YTD Weighted Hrs
MVC - OTHERS (MOTOR VEHICLE COLLISION)			3.80	9	2	2	3.80	7.60
MVC - PERSONAL INJURY (MOTOR VEHICLE COLLISION]			3.80	9	3	3	3.80	11.40
MVC - PROP. DAM. NON REPORTABLE (MOTOR VEHICLE COLLISION]	24	24	3.80	91.20	24	24	3.80	91.20
MVC - PROP. DAM. REPORTABLE (MOTOR VEHICLE COLLISION]	8	8	3.80	30.40	5	5	3.80	19.00
MVC (MOTOR VEHICLE COLLISION) - Master Code	1	1	3.80	3.80			3.80	
Total	33	33		125.40	34	34		129.20

Detailed Report View - Expanded view of the report listing the counts by actual offence within each billable work group.

**OPP Detachment Board Report
Records Management System
January - March 2026**

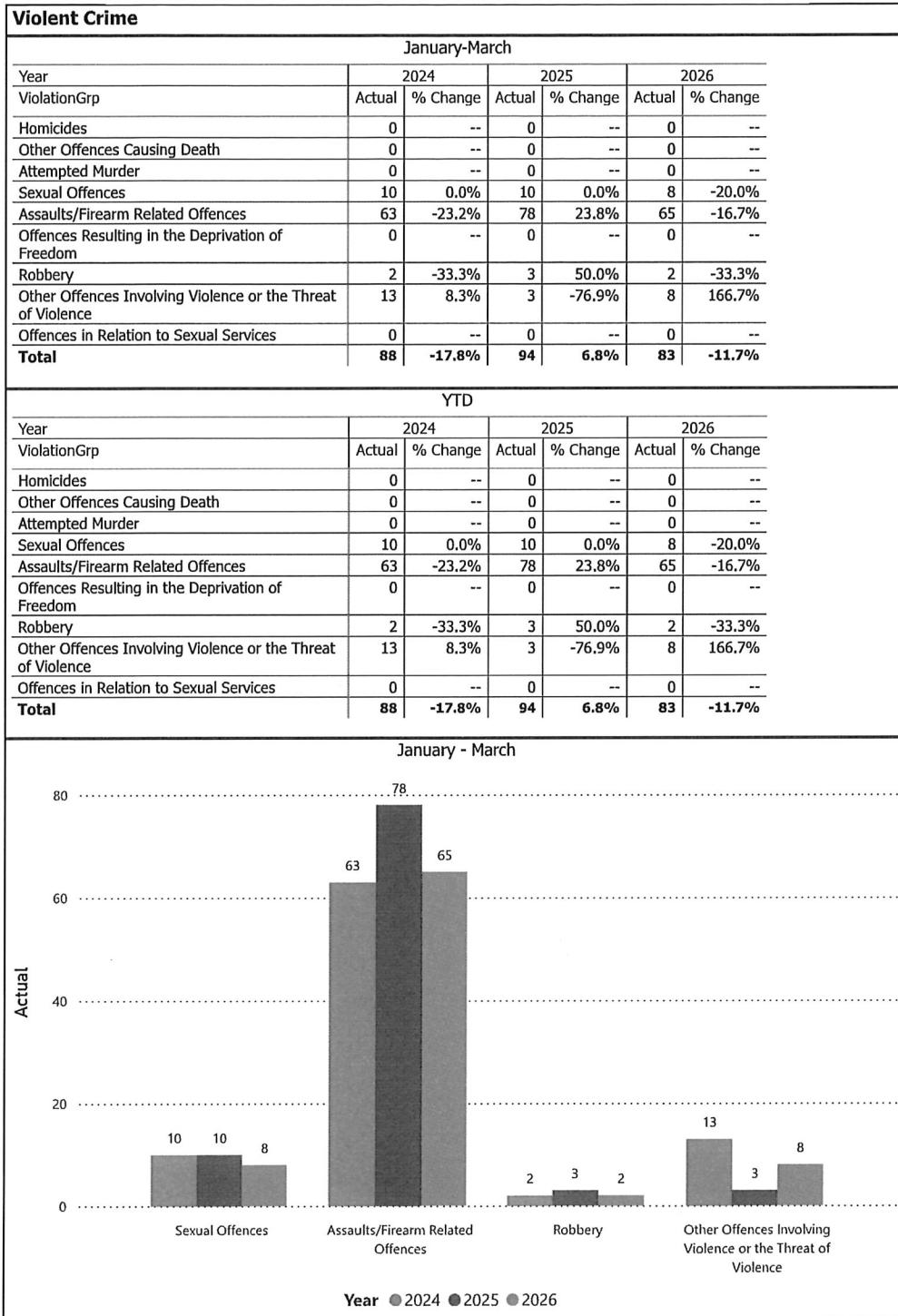


Detachment: 2L - SIOUX LOOKOUT
Location code(s): 2L00 - SIOUX LOOKOUT

Area(s): 2012 - Sioux Lookout (Jud/Jor/Der/Ver)
Data source date:
8-May-26

Report Generated on:
08-May-2026 3:13:28 PM

**OPP Detachment Board Report
Records Management System
January - March 2026**

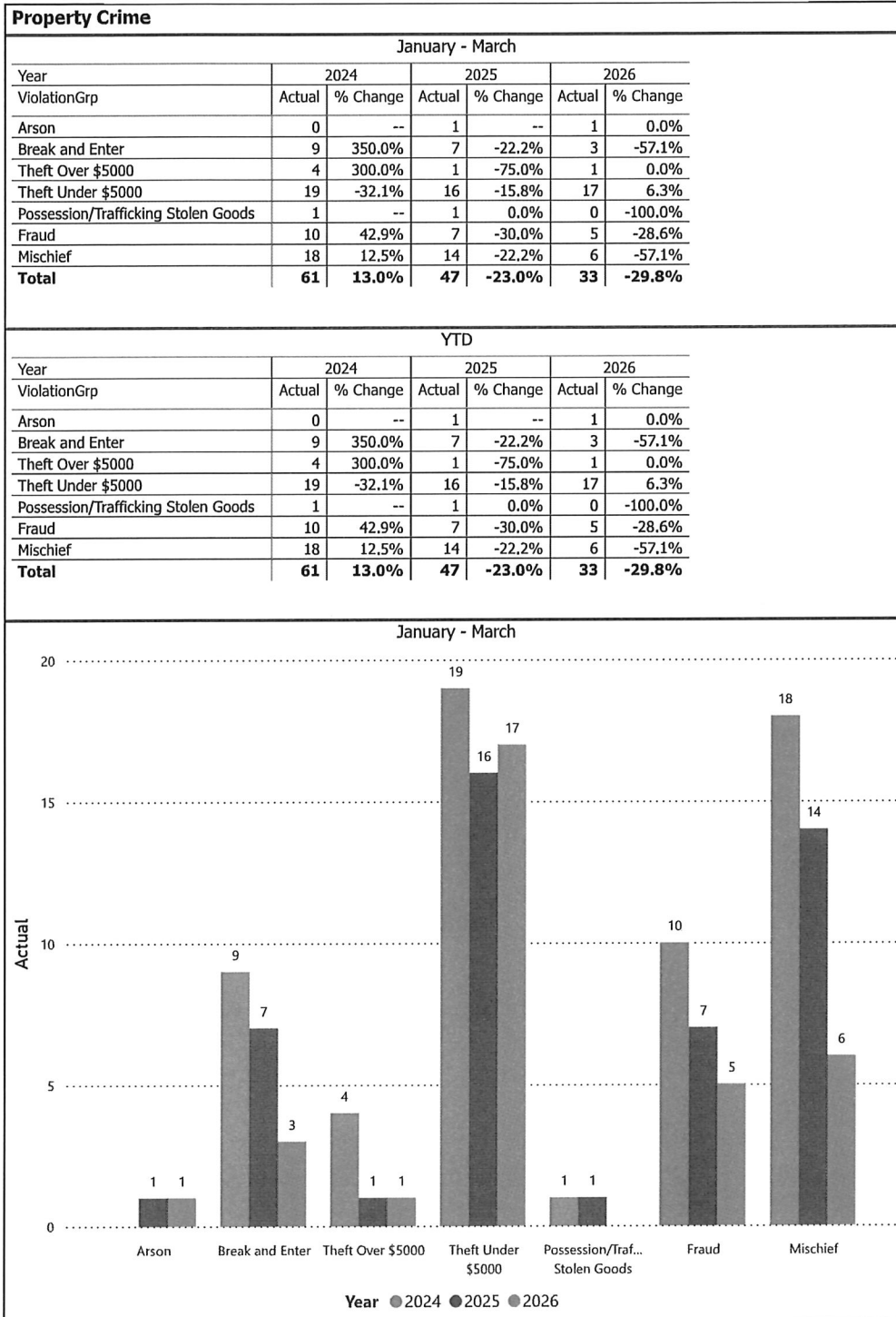


Detachment: 2L - SIOUX LOOKOUT
Location code(s): 2L00 - SIOUX LOOKOUT

Area(s): 2012 - Sioux Lookout (Jud/Jor/Der/Ver)
Data source date:
08-May-2026

Report Generated on:
08-May-2026 3:13:28 PM

**OPP Detachment Board Report
Records Management System
January - March 2026**



Detachment: 2L - SIOUX LOOKOUT
Location code(s): 2L00 - SIOUX LOOKOUT

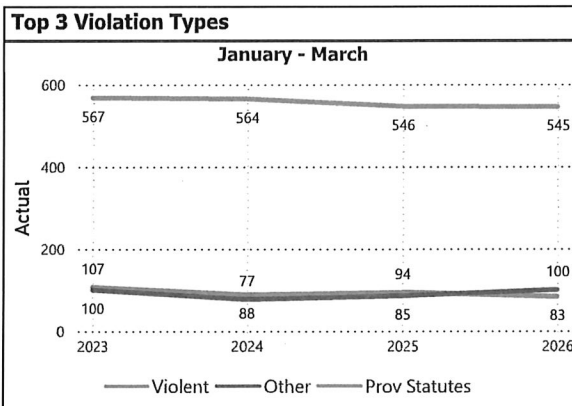
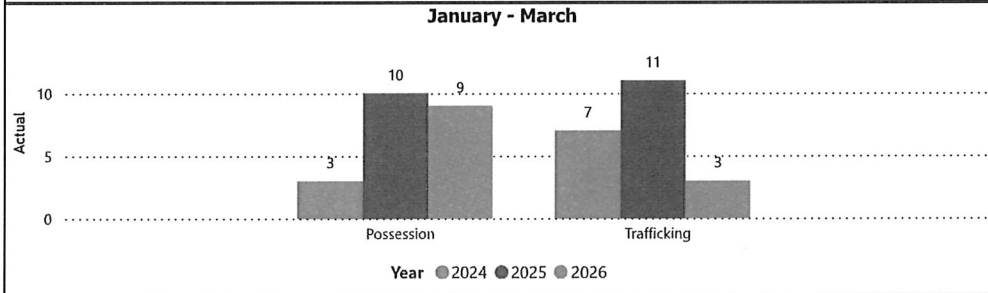
Area(s): 2012 - Sioux Lookout (Jud/Jor/Der/Ver)
Data source date:
08-May-2026

Report Generated on:
08-May-2026 3:13:28 PM

**OPP Detachment Board Report
Records Management System
January - March 2026**

Drug Crime						
January - March						
Year	2024		2025		2026	
ViolationGrp	Actual	% Change	Actual	% Change	Actual	% Change
Possession	3	-57.1%	10	233.3%	9	-10.0%
Trafficking	7	0.0%	11	57.1%	3	-72.7%
Importation & Production	0	--	0	--	0	--
Cannabis Possession	0	--	0	--	0	--
Cannabis Distribution	0	--	0	--	0	--
Cannabis Sale	0	--	0	--	0	--
Cannabis Importation & Exportation	0	--	0	--	0	--
Cannabis Production	0	--	0	--	0	--
Other Cannabis Violations	0	--	0	--	0	--
Total	10	-28.6%	21	110.0%	12	-42.9%

YTD						
Year	2024		2025		2026	
ViolationGrp	Actual	% Change	Actual	% Change	Actual	% Change
Possession	3	-57.1%	10	233.3%	9	-10.0%
Trafficking	7	0.0%	11	57.1%	3	-72.7%
Importation & Production	0	--	0	--	0	--
Cannabis Possession	0	--	0	--	0	--
Cannabis Distribution	0	--	0	--	0	--
Cannabis Sale	0	--	0	--	0	--
Cannabis Importation & Exportation	0	--	0	--	0	--
Cannabis Production	0	--	0	--	0	--
Other Cannabis Violations	0	--	0	--	0	--
Total	10	-28.6%	21	110.0%	12	-42.9%



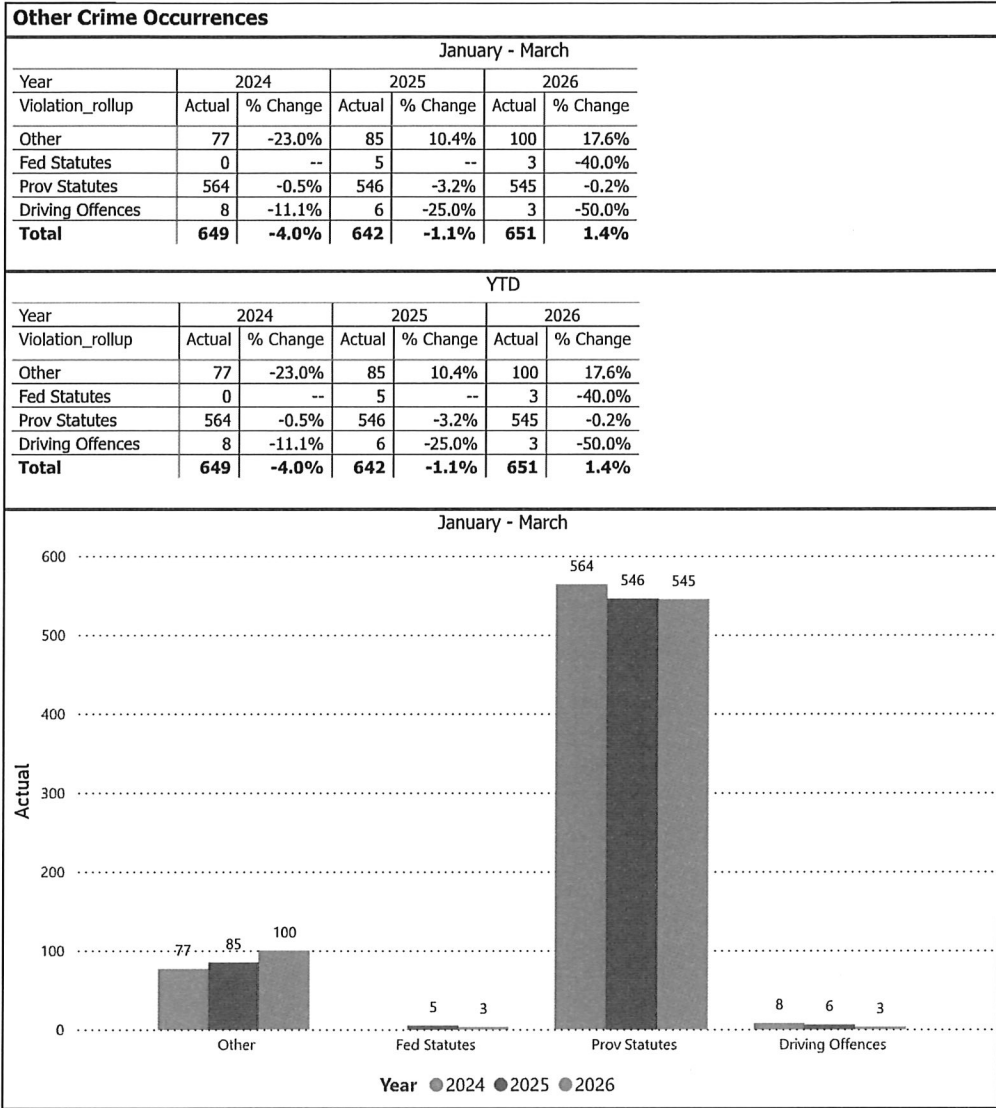
Top 5 Violation Groups					
January - March					
ViolationGrp	2023	2024	2025	2026	Total
Provincial Statutes	567	564	546	545	2222
Assaults/Firearm Related Offences	82	63	78	65	288
Failure to Comply	54	42	51	47	194
Disturb the Peace	28	24	22	39	113
Theft Under \$5000	28	19	16	17	80

Detachment: 2L - SIOUX LOOKOUT
Location code(s): 2L00 - SIOUX LOOKOUT

Area(s): 2012 - Sioux Lookout (Jud/Jor/Der/Ver)
Data source date:
08-May-2026

Report Generated on:
08-May-2026 3:13:28 PM

**OPP Detachment Board Report
Records Management System
January - March 2026**

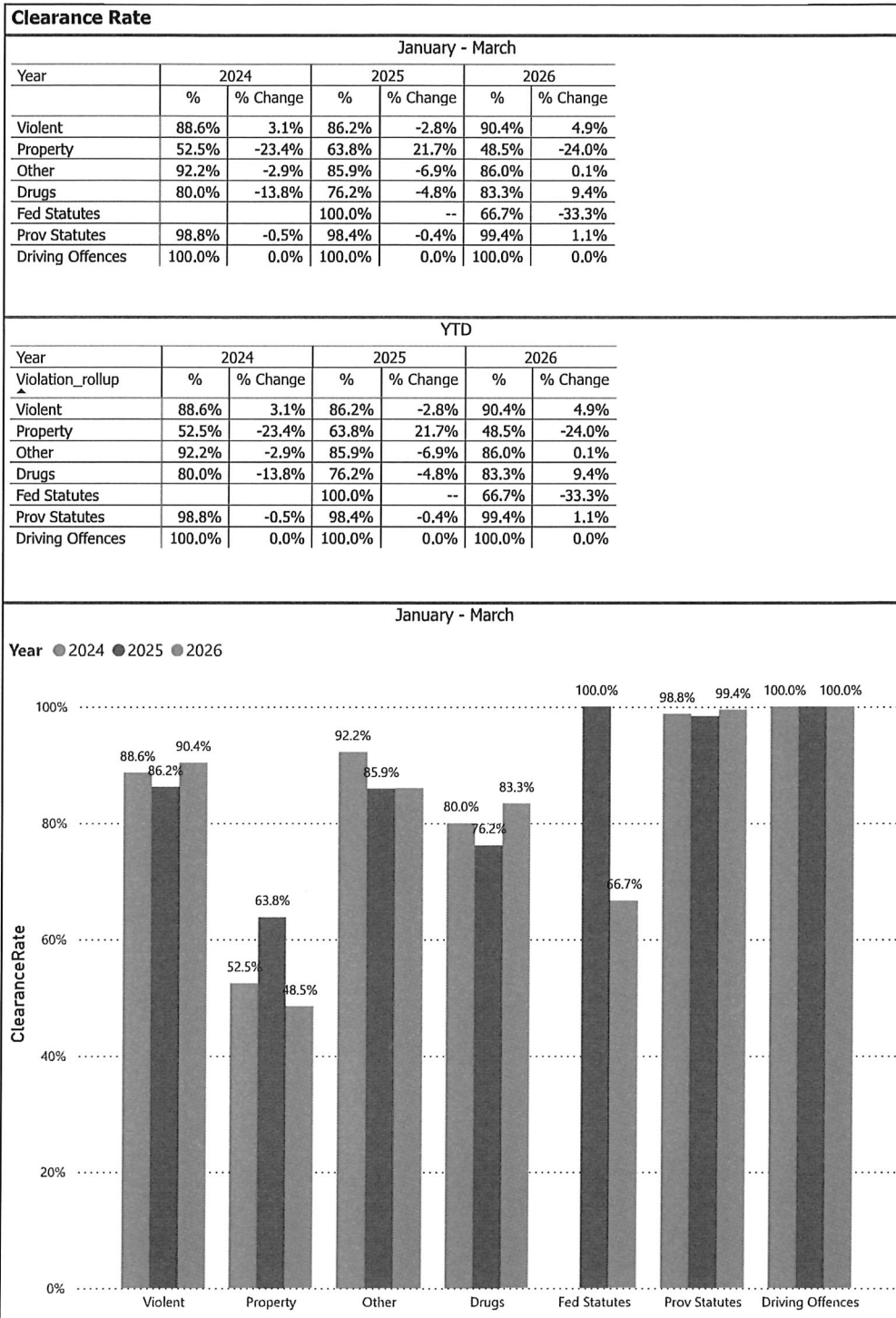


Detachment: 2L - SIOUX LOOKOUT
Location code(s): 2L00 - SIOUX LOOKOUT

Area(s): 2012 - Sioux Lookout (Jud/Jor/Der/Ver)
Data source date:
08-May-2026

Report Generated on:
08-May-2026 3:13:28 PM

**OPP Detachment Board Report
Records Management System
January - March 2026**

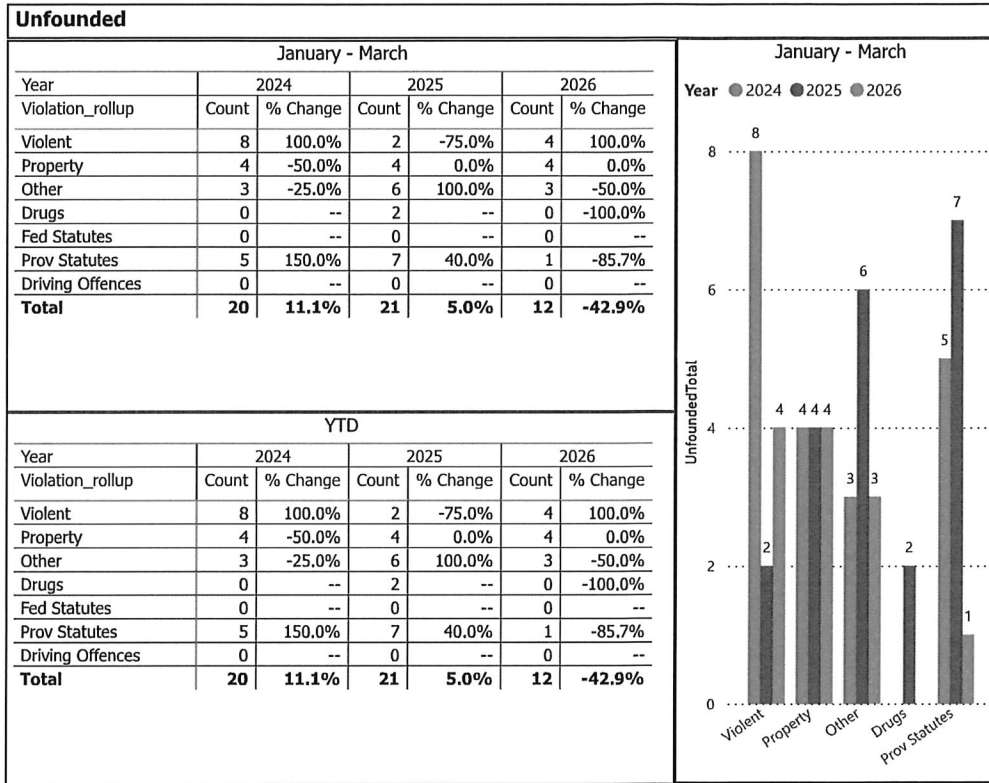


Detachment: 2L - SIOUX LOOKOUT
Location code(s): 2L00 - SIOUX LOOKOUT

Area(s): 2012 - Sioux Lookout (Jud/Jor/Der/Ver)
Data source date:
08-May-2026

Report Generated on:
08-May-2026 3:13:28 PM

**OPP Detachment Board Report
Records Management System
January - March 2026**

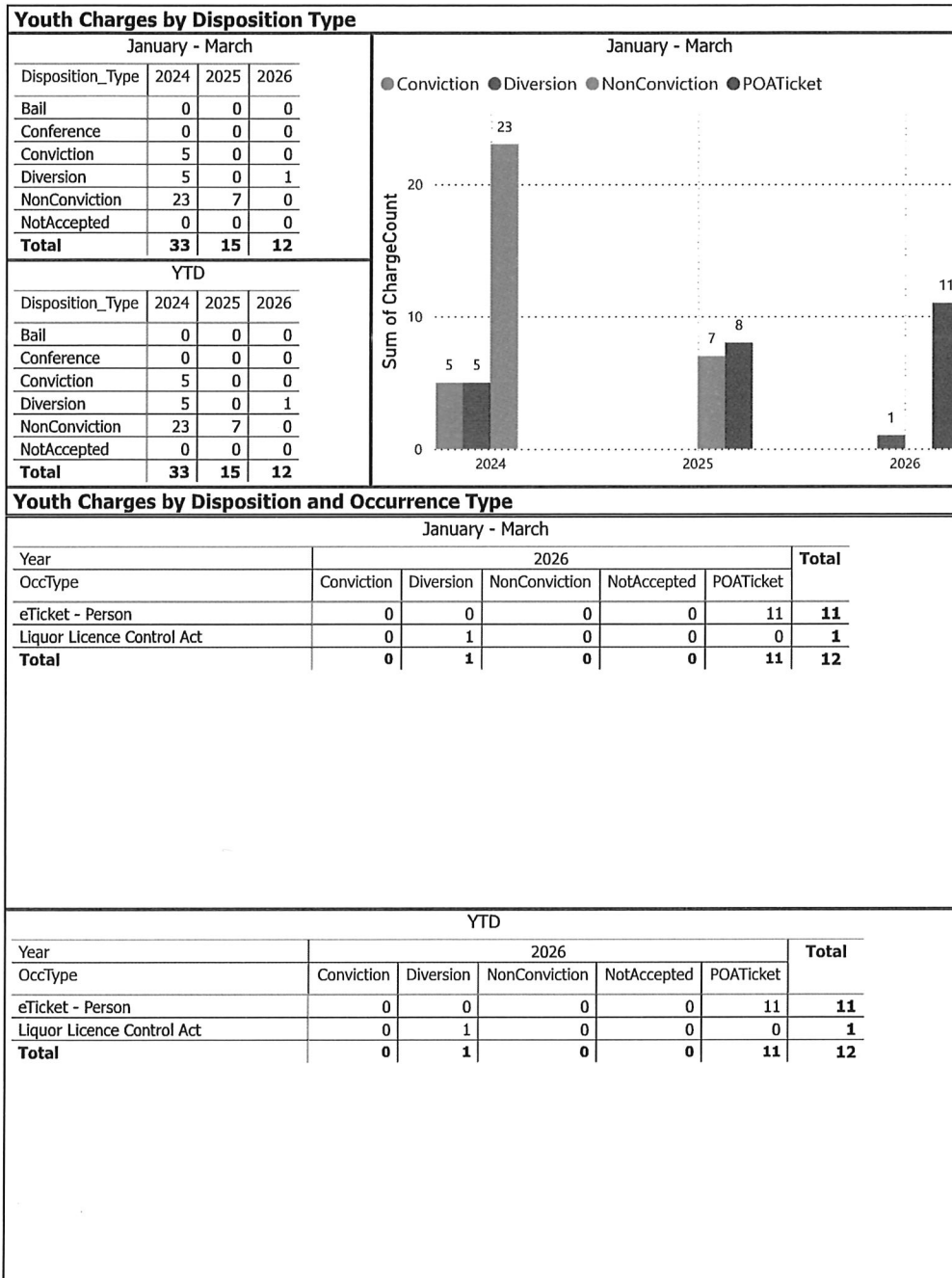


Detachment: 2L - SIOUX LOOKOUT
Location code(s): 2L00 - SIOUX LOOKOUT

Area(s): 2012 - Sioux Lookout (Jud/Jor/Der/Ver)
Data source date:
08-May-2026

Report Generated on:
08-May-2026 3:17:07 PM

**OPP Detachment Board Report
Records Management System
January - March 2026**



The tables and chart on this page present summarized youth charges by disposition and occurrence type that have been recorded in the OPP Niche RMS application. Of note... the Niche data sourced for this report page only lists youth charges that have had a disposition type entered against them. Therefore, please be aware that the counts of youth charges entries on this report page are under stating the potential sum of youth charges that are in OPP Niche RMS.

Detachment: 2L - SIOUX LOOKOUT
Location code(s): 2L00 - SIOUX LOOKOUT

Area(s): 2012 - Sioux Lookout (Jud/Jer/Der/Ver)
Data source date:
08-May-2026

Report Generated on:
08-May-2026 3:17:25 PM

**OPP Detachment Board Report
Records Management System
January - March 2026**

January - March		
Year	Occurrences	Unfounded
2024	108	2
2025	138	0
2026	131	2

YTD		
Year	Occurrences	Unfounded
2024	108	2
2025	138	0
2026	131	2

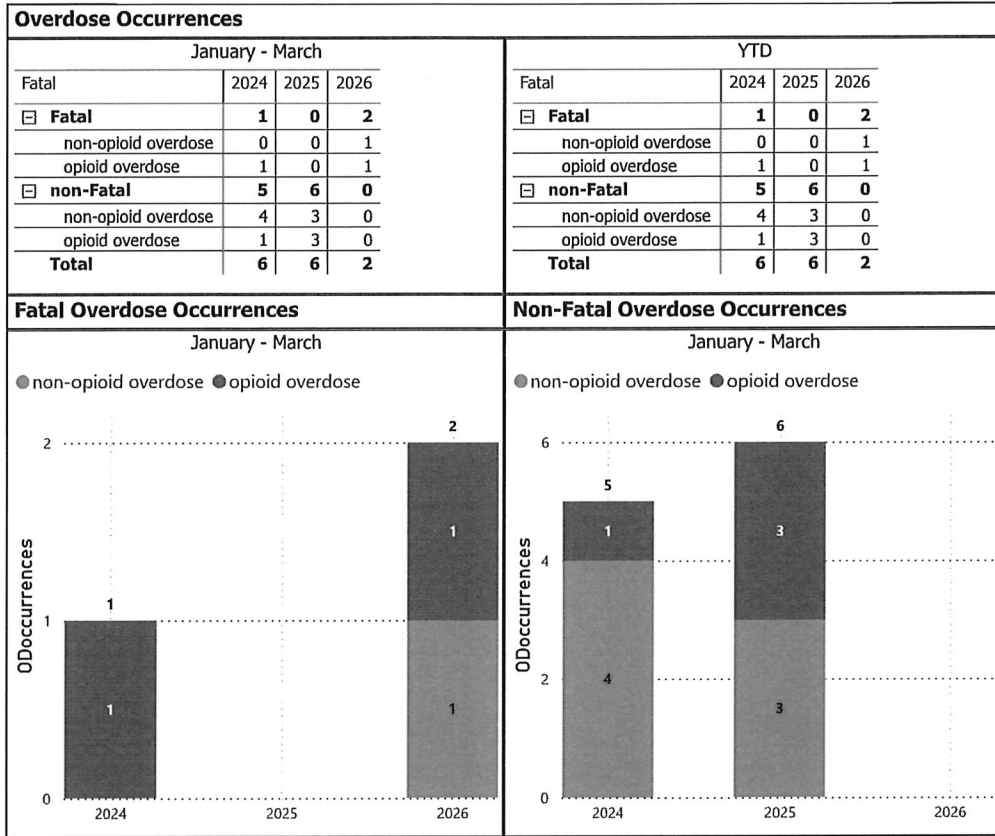
January - March		
Year	2026	
OccurrenceType	Occurrences	Unfounded
Ambulance Assistance	2	0
Assault	1	0
Attempt or threat of suicide	56	2
Intimate Partner Violence	2	0
Liquor Licence Control Act	2	0
Mental health act	64	0
Missing person	1	0
Person Well-Being Check	2	0
Police assistance	1	0
Total	131	2

Detachment: 2L - SIOUX LOOKOUT
Location code(s): 2L00 - SIOUX LOOKOUT

Area(s): 2012 - Sioux Lookout (Jud/Jor/Der/Ver)
Data source date:
08-May-2026

Report Generated on:
08-May-2026 3:17:07 PM

**OPP Detachment Board Report
Records Management System
January - March 2026**



Detachment: 2L - SIOUX LOOKOUT
Location code(s): 2L00 - SIOUX LOOKOUT

Area(s): 2012 - Sioux Lookout (Jud/Jor/Der/Ver)
Data source date:
08-May-2026

Report Generated on:
08-May-2026 3:17:07 PM

OPP Detachment Board Report Records Management System January - March 2026

Referrals to Victim Service Agencies by Year

January - March			
Year	Offered	Accepted	% Accepted
2024	201	34	16.8%
2025	213	26	12.2%
2026	227	137	60.4%

YTD			
Year	Offered	Accepted	% Accepted
2024	201	34	16.8%
2025	213	26	12.2%
2026	227	137	60.4%

Legend: Offered (light grey), Accepted (dark grey)

Year	Offered	Accepted
2024	201	34
2025	213	26
2026	227	137

Referrals to Victim Service Agencies by Occurrence Type

Legend: Offered (light grey), Accepted (dark grey)

Occurrence Type	Offered	Accepted
Assault	71	56
Intimate Partner Violence	71	35
Bail violations	18	8
Sexual assault	14	10
Sudden death	5	5
Robbery	5	5
Disturb the peace	3	3
Theft	3	3
Threats	3	3
Unwanted person	3	3
Attempt or threat of suicide	2	2
Cyber Enabled Crime	2	2
Duplicate occurrence	2	2
Fraud	2	2
Harassment	2	2
Mental health act	2	2
Obstruct peace officer	2	2
Person Well-Being Check	2	2
Stolen vehicle	2	2
Assist Other Non Police	1	1
Liquor Licence Control Act	1	1
Missing person	1	1
Other criminal code	1	1
Police assistance	1	1
Police information	1	1
Police information	1	1
Trespass to property act	1	1
Warrants	1	1

Referrals Accepted (%) by Age Group

January - March			
PersonAgeRange	2024	2025	2026
	3.0%		
11 - 16		50.0%	83.3%
17 - 25	100.0%	12.5%	63.5%
26 - 45	78.9%	14.2%	55.4%
46 - 65	80.0%	3.8%	68.8%
6 - 10		0.0%	50.0%
Over 65	100.0%	20.0%	60.0%
Under 6		0.0%	75.0%

YTD			
PersonAgeRange	2024	2025	2026
	3.0%		
11 - 16		50.0%	83.3%
17 - 25	100.0%	12.5%	63.5%
26 - 45	78.9%	14.2%	55.4%
46 - 65	80.0%	3.8%	68.8%
6 - 10		0.0%	50.0%
Over 65	100.0%	20.0%	60.0%
Under 6		0.0%	75.0%

Referrals Not Offered

January - March			
ServicesNotOfferedReason	2024	2025	2026
	0	0	0
	0	0	0
Victim deceased or unable to respond	1	0	0
Victim resides outside Ontario	0	0	0

YTD			
ServicesNotOfferedReason	2024	2025	2026
	0	0	0
	0	0	0
Victim deceased or unable to respond	1	0	0
Victim resides outside Ontario	0	0	0

Legend: Total Persons (light grey), Not Offered (dark grey), Offered (medium grey)

Year	Total Persons	Not Offered	Offered
2024	202	1	201
2025	213	0	213
2026	227	0	227

Detachment: 2L - SIOUX LOOKOUT
Location code(s): 2L00 - SIOUX LOOKOUT

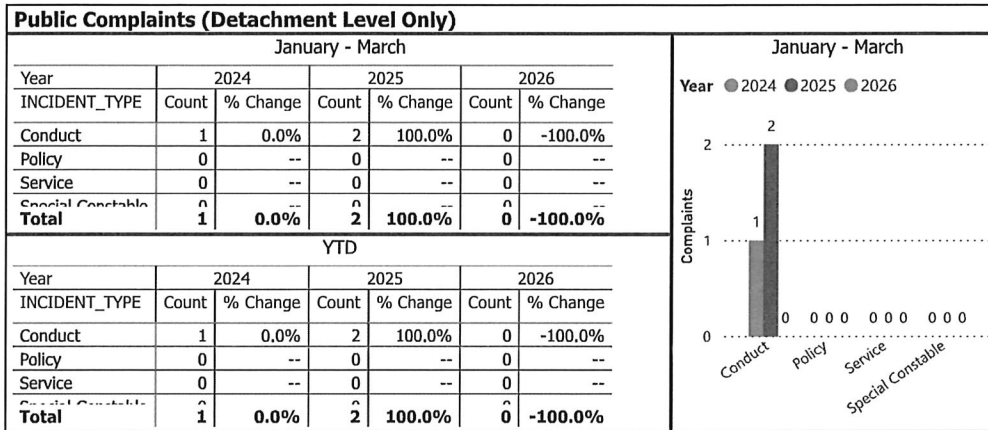
Area(s): 2012 - Sioux Lookout (Jud/Jor/Der/Ver)
Data source date:
08-May-2026

Report Generated on:
08-May-2026 3:17:07 PM

https://pbi.opp.gov.on.ca/PBIReports/powerbi/Production/CTSB/Data Projects/OPP Detachment Board Reports/OPP Detachment Board Report

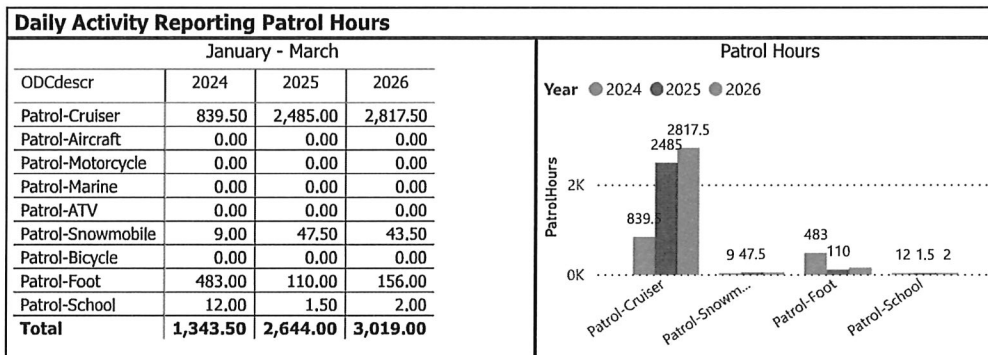
1/1

OPP Detachment Board Report Records Management System January - March 2026



Data source: RMS Data Feed
 Ontario Provincial Police, Professional Standards Bureau Commander Reports - File Manager System
 Data source date:
 08-May-2026

Daily Activity Reporting



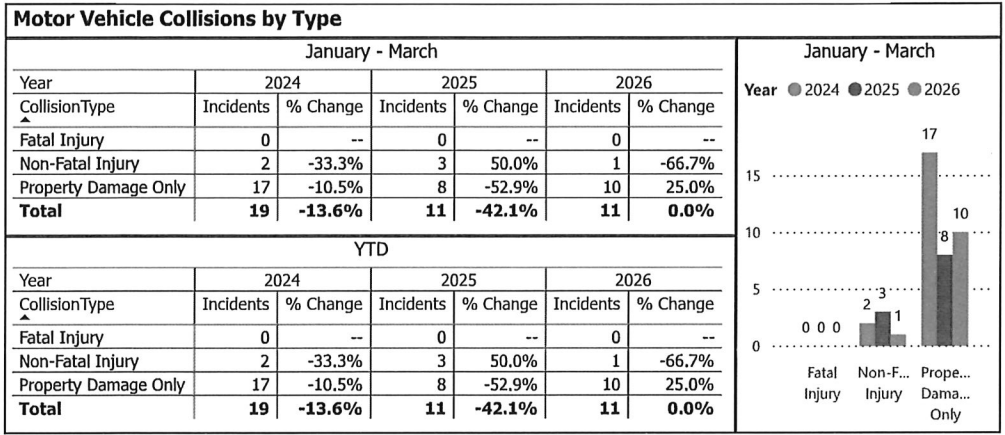
Data source (Daily Activity Reporting System) date:
 08-May-2026

Detachment: 2L - SIOUX LOOKOUT
 Location code(s): 2L00 - SIOUX LOOKOUT

Data source date:
 08-May-2026

Report Generated on:
 08-May-2026 3:17:07 PM

**OPP Detachment Board Report
Collision Reporting System
January - March 2026**



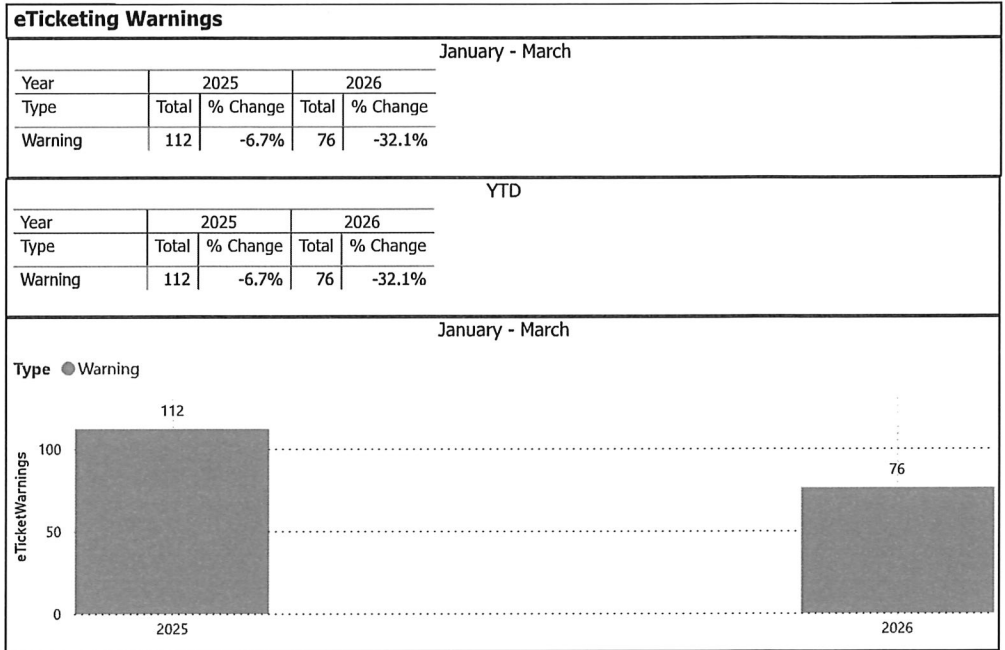
Data source (Collision Reporting System) date:
08-May-2026

Detachment: 2L - SIOUX LOOKOUT
Location code(s): 2L00 - SIOUX LOOKOUT

Area(s): 2012 - Sioux Lookout (Jud/Jor/Der/Ver)
Data source date:
08-May-2026

Report Generated on:
08-May-2026 3:13:28 PM

**OPP Detachment Board Report
Records Management System
January - March 2026**



Note: The eTicketing system was not fully implemented until the end of 2022, therefore data is only available beginning in 2023. % Change in 2023 may appear higher in this report due to the incomplete 2022 data.

Detachment: 2L - SIOUX LOOKOUT
Location code(s): 2L00 - SIOUX LOOKOUT

Area(s): 2012 - Sioux Lookout (Jud/Jor/Der/Ver)
Data source date:
8-May-26

Report Generated on:
08-May-2026 3:16:22 PM

**OPP Detachment Board Report
Collision Reporting System
January - March 2026**

Fatalities in Detachment Area - Incidents									
January - March									
Type	Motor Vehicle			Motorized Snow Vehicle			Off-Road Vehicle		
Year	Alcohol/Drugs	Incidents	% Change	Alcohol/Drugs	Incidents	% Change	Alcohol/Drugs	Incidents	% Change
2024	0	0	--	0	0	--	0	0	--
2025	0	0	--	0	0	--	0	0	--
2026	0	0	--	0	0	--	0	0	--

YTD									
Type	Motor Vehicle			Motorized Snow Vehicle			Off-Road Vehicle		
Year	Alcohol/Drugs	Incidents	% Change	Alcohol/Drugs	Incidents	% Change	Alcohol/Drugs	Incidents	% Change
2024	0	0	--	0	0	--	0	0	--
2025	0	0	--	0	0	--	0	0	--
2026	0	0	--	0	0	--	0	0	--

Fatalities in Detachment Area - Persons Killed						
January - March						
Type	Motor Vehicle		Motorized Snow Vehicle		Off-Road Vehicle	
Year	Persons Killed	% Change	Persons Killed	% Change	Persons Killed	% Change
2024	0	--	0	--	0	--
2025	0	--	0	--	0	--
2026	0	--	0	--	0	--

YTD						
Type	Motor Vehicle		Motorized Snow Vehicle		Off-Road Vehicle	
Year	Persons Killed	% Change	Persons Killed	% Change	Persons Killed	% Change
2024	0	--	0	--	0	--
2025	0	--	0	--	0	--
2026	0	--	0	--	0	--

Primary Causal Factors in Fatal Motor Vehicle Collisions							
January - March				YTD			
	2024	2025	2026		2024	2025	2026
Speeding	0	0	0	Speeding	0	0	0
Speeding % Change	--	--	--	Speeding % Change	--	--	--
Distracted	0	0	0	Distracted	0	0	0
Distracted % Change	--	--	--	Distracted % Change	--	--	--
Alcohol/Drugs	0	0	0	Alcohol/Drugs	0	0	0
Alcohol/Drugs % Change	--	--	--	Alcohol/Drugs % Change	--	--	--
Wildlife	0	0	0	Wildlife	0	0	0
Wildlife % Change	--	--	--	Wildlife % Change	--	--	--
NoSeatbelt	0	0	0	NoSeatbeltYTD	0	0	0
NoSeatbelt YoY%	--	--	--	NoSeatbeltYTD YoY%	--	--	--

January - March									
Speeding	0	0	0	0	0	0	0	0	0
Distracted	0	0	0	0	0	0	0	0	0
Alcohol/Drugs	0	0	0	0	0	0	0	0	0
Wildlife	0	0	0	0	0	0	0	0	0
NoSeatbelt	0	0	0	0	0	0	0	0	0

Data source (Collision Reporting System) date:
08-May-2026

Detachment: 2L - SIOUX LOOKOUT
Location code(s): 2L00 - SIOUX LOOKOUT

Area(s): 2012 - Sioux Lookout (Jud/Jor/Der/Ver)
Data source date:
08-May-2026

Report Generated on:
08-May-2026 3:13:28 PM

File ▾

View ▾



OPP Detachment Board Report Report Information Page

Report Data Source Information:

Data Sources Utilized

- Niche RMS – CTSB Data Feed
- Collision Reporting System (eCRS)
- POIB File Manager
- Daily Activity Reporting System

Niche RMS

RMS data presented in this report is dynamic in nature and any numbers may change over time as the OPP continue to investigate and solve crime.

The following report tabs acquire their data from the OPP Niche RMS – CTSB Data Feed

- Complaints (Public Complaints Section Only)
- Charges
- Warnings
- Violent Crime
- Property Crime
- Drug Crime
- Clearance Rate
- Unfounded
- Other Crime
- Youth Charges
- MHA – Mental Health Act
- Overdose
- Victim Services

Collision Reporting System (eCRS)

Traffic related data for Collisions and Fatalities are collected from the OPP eCRS application.

The following report tabs acquire their data from the OPP eCRS (Collision Reporting System)

- Collisions
- Fatalities

DAR (Daily Activity Reporting)

Patrol hours are collected from the OPP DAR application.

The following report tabs acquire their data from the OPP DAR (Daily Activity Reporting)

- Complaints (Patrol Hours Section Only)