



Ontario Provincial Police

Pickle Lake Detachment

First Quarter Report

January – March 2025

Detachment Commander: Inspector Michael KRUISZ

Operations Manager: Staff Sergeant Russ SAUDINO

"Working together through engagement Education and Enforcement to identify

Proactive and Innovative strategies to keep our community safe"

Calls For Service (CFS) Billing Summary Report
KENORA Dist. - Pickle Lake Tp

Max Date Loaded May 08, 2026

Billing Category <i>(Billing categories below do not match traditional crime groupings)</i>	2026				2025				
	January to March	YTD Count	Time Std	YTD Weighted Hrs	January to March	Year to Date	Time Std	YTD Weighted Hrs	
Operational	62	62	3.90	241.80	6	81	81	3.90	315.90
Violent Criminal Code	19	19	14.80	281.20	1	20	20	14.80	296.00
Other Criminal Code Violations (Excluding traffic)	17	17	7.10	120.70	3	15	15	7.10	106.50
Statutes & Acts	12	12	3.50	42.00	8	15	15	3.50	52.50
Operational2	5	5	1.70	8.50	7	1	1	1.70	1.70
Property Crime Violations	4	4	6.20	24.80	2	9	9	6.20	55.80
Traffic	2	2	3.80	7.60	9	9	9	3.80	34.20
Drug Possession	1	1	5.90	5.90	4			5.90	
Total	122	122		732.50	150	150			862.60

Note to Detachment Commanders:

- The content of each report is to be shared by the Detachment Commander only with the municipality for which it was generated. The municipality may treat this as a public document and distribute it as they wish.
- All data is sourced from the Niche RMS application. Included are 'reported' occurrences (actuals and unfounded occurrences) for 'billable' occurrences ONLY. Data is refreshed on a weekly basis.
- The Traffic category includes motor vehicle collision (MVC) occurrences entered into Niche (UCR code 8521). MVCs are NOT sourced from the eCRS application for this report.
- Only the primary violation is counted within an occurrence.
- Time standards displayed are for the 2025 billing period.

Note to Municipalities:

- Data contained within this report is dynamic in nature and numbers will change over time as the Ontario Provincial Police continues to investigate and solve crime.
- This report is NOT to be used for crime trend analysis as not all occurrences are included.
- Data groupings within this report do not match traditional crime groupings seen in other public reports such as the OPP Detachment Board reports or Statistics Canada reporting.

Summary Report View - View of the report which only includes the 9 billable work groups.

Calls For Service (CFS) Billing Summary Report - Detail

Max Date Loaded May 08, 2026

Billing Category: Violent Criminal Code

KENORA Dist. - Pickle Lake Tp
2026

Offence	2026				2025			
	January to March	Year to Date	Time Std	YTD Weighted Hrs	January to March	Year to Date	Time Std	YTD Weighted Hrs
Assault - Level 1	10	10	14.80	148.00	13	13	14.80	192.40
Assault With Weapon or Causing Bodily Harm - Level 2	3	3	14.80	44.40	3	3	14.80	44.40
Extortion			14.80		1	1	14.80	14.80
Indecent/Harassing Communications	1	1	14.80	14.80				14.80
Invitation to Sexual Touching	1	1	14.80	14.80				14.80
Sexual Assault	2	2	14.80	29.60	2	2	14.80	29.60
Utter Threats to Person	1	1	14.80	14.80	1	1	14.80	14.80
Voyeurism	1	1	14.80	14.80				14.80
Total	19	19		281.20	20	20		296.00

Detailed Report View - Expanded view of the report listing the counts by actual offence within each billable work group.

Calls For Service (CFS) Billing Summary Report - Detail

Max Date Loaded May 08, 2026

Billing Category: Property Crime Violations

KENORA Dist. - Pickle Lake Tp
2026

Offence	2026				2025			
	January to March	Year to Date	Time Std	YTD Weighted Hrs	January to March	Year to Date	Time Std	YTD Weighted Hrs
Break & Enter	2	2	6.20	12.40	2	2	6.20	12.40
Fraud - Money/property/security Under \$5,000			6.20		2	2	6.20	12.40
Mischief	1	1	6.20	6.20	2	2	6.20	12.40
Mischief - Interfere with lawful use, enjoyment of property	1	1	6.20	6.20	1	1	6.20	6.20
Theft Under \$5,000 - Persons			6.20		2	1	6.20	6.20
Theft Under \$5,000 SHOPLIFTING			6.20		2	1	6.20	6.20
Total	4	4		24.80	9	9		55.80

Detailed Report View - Expanded view of the report listing the counts by actual offence within each billable work group.

Calls For Service (CFS) Billing Summary Report - Detail

Max Date Loaded May 08, 2026

Offence	2026				2025				
	January to March	Year to Date	Time Std	YTD Weighted Hrs	January to March	Year to Date	Time Std	YTD Weighted Hrs	
Bail Violations - Fail To Comply	12	12	7.10	85.20	3	12	12	7.10	85.20
Breach of Probation	1	1	7.10	7.10	3			7.10	
Child Pornography - Possess child pornography			7.10		3	1	1	7.10	7.10
Disturb the Peace	3	3	7.10	21.30	3			7.10	
Obstruct Public Peace Officer	1	1	7.10	7.10	3			7.10	
Offensive Weapons - False Statements			7.10		3	1	1	7.10	7.10
Trespass at Night			7.10		3	1	1	7.10	7.10
Total	17	17		120.70		15	15		106.50

Detailed Report View - Expanded view of the report listing the counts by actual offence within each billable work group.

Calls For Service (CFS) Billing Summary Report - Detail

Max Date Loaded May 08, 2026

Billing Category: Drug Possession

KENORA Dist. - Pickle Lake Tp
2026

2025

Offence	2026				2025			
	January to March	Year to Date	Time Std	YTD Weighted Hrs	January to March	Year to Date	Time Std	YTD Weighted Hrs
Possession-Opioid (other than heroin)	1	1	5.90	5.90 4			5.90	
Total	1	1		5.90				

Detailed Report View - Expanded view of the report listing the counts by actual offence within each billable work group.

File ▾

View ▾



Calls For Service (CFS) Billing Summary Report - Detail

Max Date Loaded May 08, 2026

Billing Category: Drugs

KENORA Dist. - Pickle Lake Tp
2026

2025

Offence	January	Year to	Time	YTD	January	Year to	Time	YTD
	to	Date	Std	Weighted Hrs	to	Date	Std	Weighted Hrs
	March				March			

Detailed Report View - Expanded view of the report listing the counts by actual offence within each billable work group.

Calls For Service (CFS) Billing Summary Report - Detail

Max Date Loaded May 08, 2026

Billing Category: Operational	Offence	2026				2025			
		January to March	Year to Date	Time Std	YTD Weighted Hrs	January to March	Year to Date	Time Std	YTD Weighted Hrs
	Animal Bite			3.90	6	1	1	3.90	3.90
	Assist Public	21	21	3.90	81.90	18	18	3.90	70.20
	Distressed / Overdue Motorist			3.90	6	3	3	3.90	11.70
	Domestic Disturbance	7	7	3.90	27.30	18	18	3.90	70.20
	FAMILY DISPUTE	6	6	3.90	23.40	4	4	3.90	15.60
	Fire - Other	2	2	3.90	7.80			3.90	
	Found Property - Master Code	1	1	3.90	3.90			3.90	
	Insecure Condition - Building	1	1	3.90	3.90			3.90	
	Insecure Condition - Master Code	1	1	3.90	3.90			3.90	
	Missing Person 12 & older			3.90	6	1	1	3.90	3.90
	Neighbour Dispute	2	2	3.90	7.80			3.90	
	Noise Complaint - Animal			3.90	6	1	1	3.90	3.90
	Noise Complaint - Master Code	2	2	3.90	7.80			3.90	
	Noise Complaint - Residence			3.90	6	2	2	3.90	7.80
	Overdose/Suspected Overdose			3.90	6	1	1	3.90	3.90
	Sudden Death - Natural Causes	1	1	3.90	3.90			3.90	
	Suspicious Person			3.90	6	1	1	3.90	3.90
	Trouble with Youth	1	1	3.90	3.90	2	2	3.90	7.80
	Unwanted Persons	17	17	3.90	66.30	29	29	3.90	113.10
	Total	62	62		241.80	81	81		315.90

Detailed Report View - Expanded view of the report listing the counts by actual offence within each billable work group.

Calls For Service (CFS) Billing Summary Report - Detail

Max Date Loaded May 08, 2026

Billing Category: Operational2

KENORA Dist. - Pickle Lake Tp
2026

2025

Offence	2026				2025			
	January to March	Year to Date	Time Std	YTD Weighted Hrs	January to March	Year to Date	Time Std	YTD Weighted Hrs
Keep the Peace	5	5	1.70	8.50	1	1	1.70	1.70
Total	5	5		8.50	1	1		1.70

Detailed Report View - Expanded view of the report listing the counts by actual offence within each billable work group.

Calls For Service (CFS) Billing Summary Report - Detail

Max Date Loaded May 08, 2026

Billing Category: Statutes & Acts

KENORA Dist. - Pickle Lake Tp
2026

2025

Offence	2026				2025			
	January to March	Year to Date	Time Std	YTD Weighted Hrs	January to March	Year to Date	Time Std	YTD Weighted Hrs
Landlord / Tenant			3.50	8	1	1	3.50	3.50
Mental Health Act	2	2	3.50	7.00	1	1	3.50	3.50
Mental Health Act - Attempt Suicide	1	1	3.50	3.50	2	2	3.50	7.00
Mental Health Act - Threat of Suicide	3	3	3.50	10.50	4	4	3.50	14.00
Mental Health Act - Voluntary Transport			3.50	8	2	2	3.50	7.00
Trespass To Property Act	6	6	3.50	21.00	5	5	3.50	17.50
Total	12	12		42.00	15	15		52.50

Detailed Report View - Expanded view of the report listing the counts by actual offence within each billable work group.

Calls For Service (CFS) Billing Summary Report - Detail

Max Date Loaded May 08, 2026

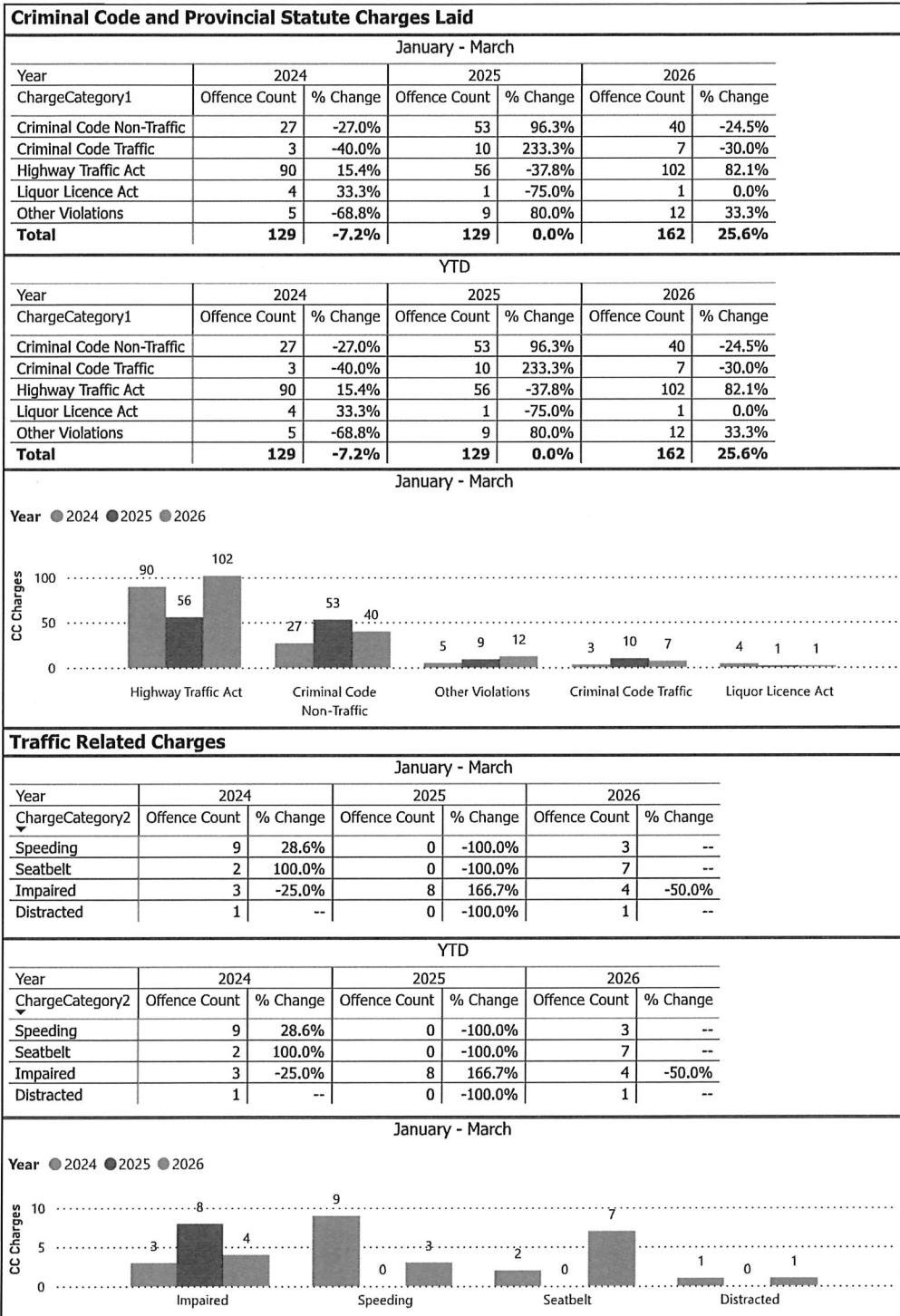
Billing Category: Traffic

KENORA Dist. - Pickle Lake Tp
2026

Offence	2026				2025			
	January to March	Year to Date	Time Std	YTD Weighted Hrs	January to March	Year to Date	Time Std	YTD Weighted Hrs
MVC - PERSONAL INJURY (MOTOR VEHICLE COLLISION)			3.80	9	1	1	3.80	3.80
MVC - PROP. DAM. NON REPORTABLE (MOTOR VEHICLE COLLISION)	2	2	3.80	7.60	5	5	3.80	19.00
MVC - PROP. DAM. REPORTABLE (MOTOR VEHICLE COLLISION)			3.80	9	3	3	3.80	11.40
Total	2	2		7.60	9	9		34.20

Detailed Report View - Expanded view of the report listing the counts by actual offence within each billable work group.

**OPP Detachment Board Report
Records Management System
January - March 2026**

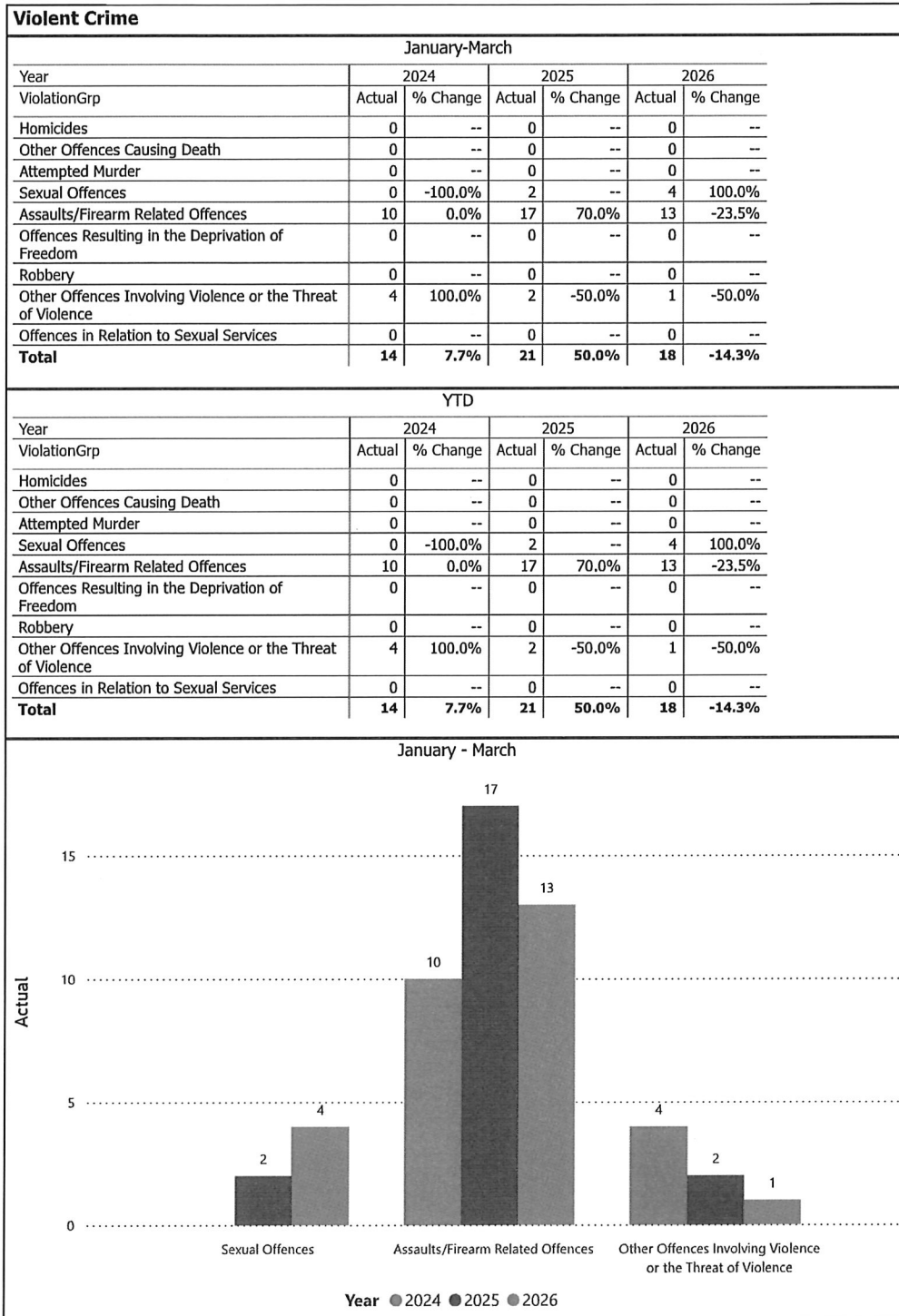


Detachment: 2L - SIOUX LOOKOUT
Location code(s): 2L20 - PICKLE LAKE

Area(s): ALL
Data source date:
8-May-26

Report Generated on:
08-May-2026 3:37:19 PM

**OPP Detachment Board Report
Records Management System
January - March 2026**

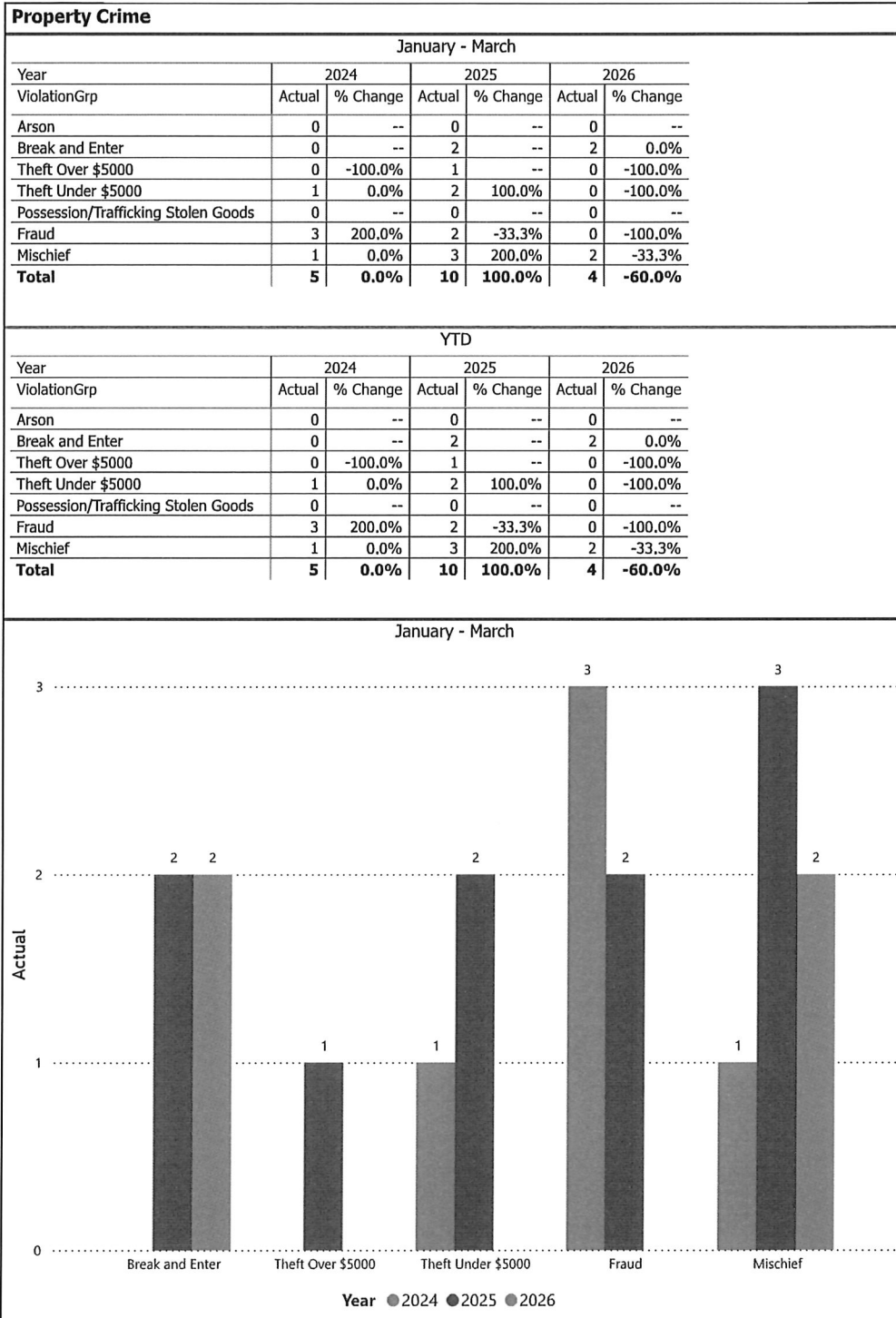


Detachment: 2L - SIOUX LOOKOUT
Location code(s): 2L20 - PICKLE LAKE

Area(s): ALL
Data source date:
08-May-2026

Report Generated on:
08-May-2026 3:37:19 PM

**OPP Detachment Board Report
Records Management System
January - March 2026**



Detachment: 2L - SIOUX LOOKOUT
Location code(s): 2L.20 - PICKLE LAKE

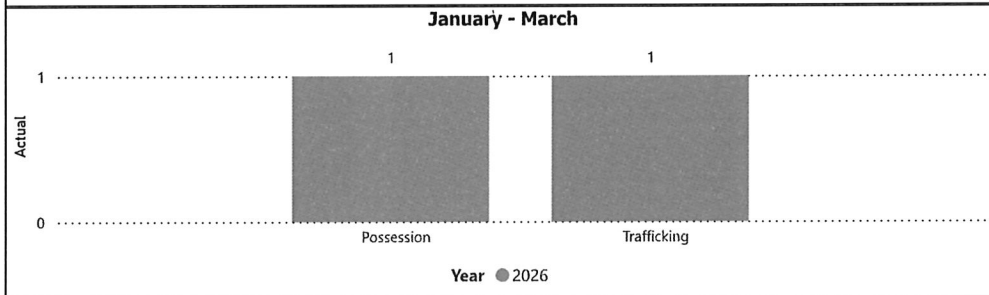
Areas: ALL
Data source date:
08-May-2026

Report Generated on:
08-May-2026 3:37:19 PM

**OPP Detachment Board Report
Records Management System
January - March 2026**

Drug Crime						
January - March						
Year	2024		2025		2026	
	Actual	% Change	Actual	% Change	Actual	% Change
Possession	0	--	0	--	1	--
Trafficking	0	-100.0%	0	--	1	--
Importation & Production	0	--	0	--	0	--
Cannabis Possession	0	--	0	--	0	--
Cannabis Distribution	0	--	0	--	0	--
Cannabis Sale	0	--	0	--	0	--
Cannabis Importation & Exportation	0	--	0	--	0	--
Cannabis Production	0	--	0	--	0	--
Other Cannabis Violations	0	--	0	--	0	--
Total	0	-100.0%	0	--	2	--

YTD						
Year	2024		2025		2026	
	Actual	% Change	Actual	% Change	Actual	% Change
Possession	0	--	0	--	1	--
Trafficking	0	-100.0%	0	--	1	--
Importation & Production	0	--	0	--	0	--
Cannabis Possession	0	--	0	--	0	--
Cannabis Distribution	0	--	0	--	0	--
Cannabis Sale	0	--	0	--	0	--
Cannabis Importation & Exportation	0	--	0	--	0	--
Cannabis Production	0	--	0	--	0	--
Other Cannabis Violations	0	--	0	--	0	--
Total	0	-100.0%	0	--	2	--



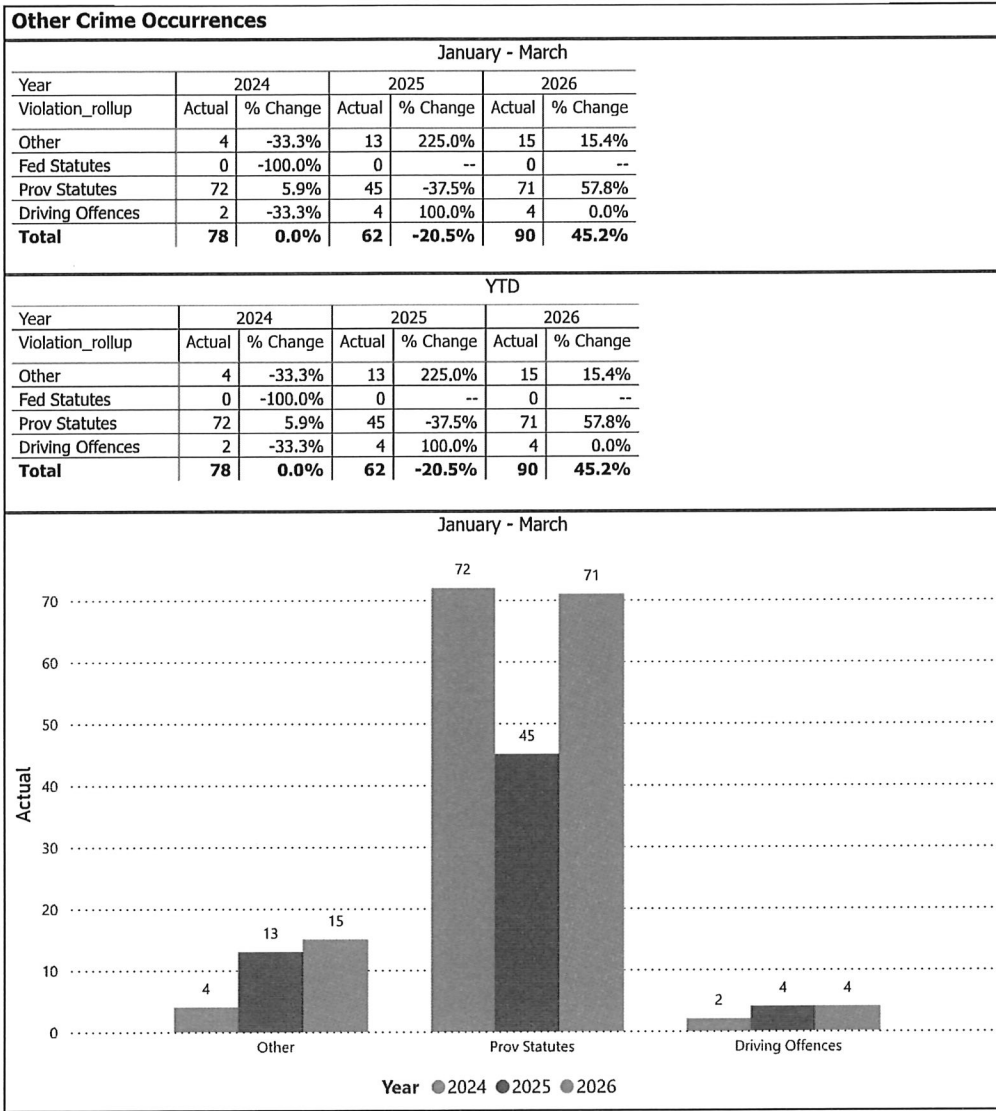
Top 3 Violation Types					Top 5 Violation Groups						
January - March					January - March						
Actual	Year	2023			2024			2025			Total
		Violent	Other	Prov Statutes	Violent	Other	Prov Statutes	Violent	Other	Prov Statutes	
80	2023	68	6	12	72	4	14	45	21	13	256
60	2024	72	4	14	45	13	21	10	10	10	50
40	2025	45	13	21	15	18	15	5	3	10	28
20	2026	71	15	18	9	7	7	2	4	2	9
0											

Detachment: 2L - SIOUX LOOKOUT
Location code(s): 2L20 - PICKLE LAKE

Area(s): ALL
Data source date:
08-May-2026

Report Generated on:
08-May-2026 3:37:19 PM

**OPP Detachment Board Report
Records Management System
January - March 2026**

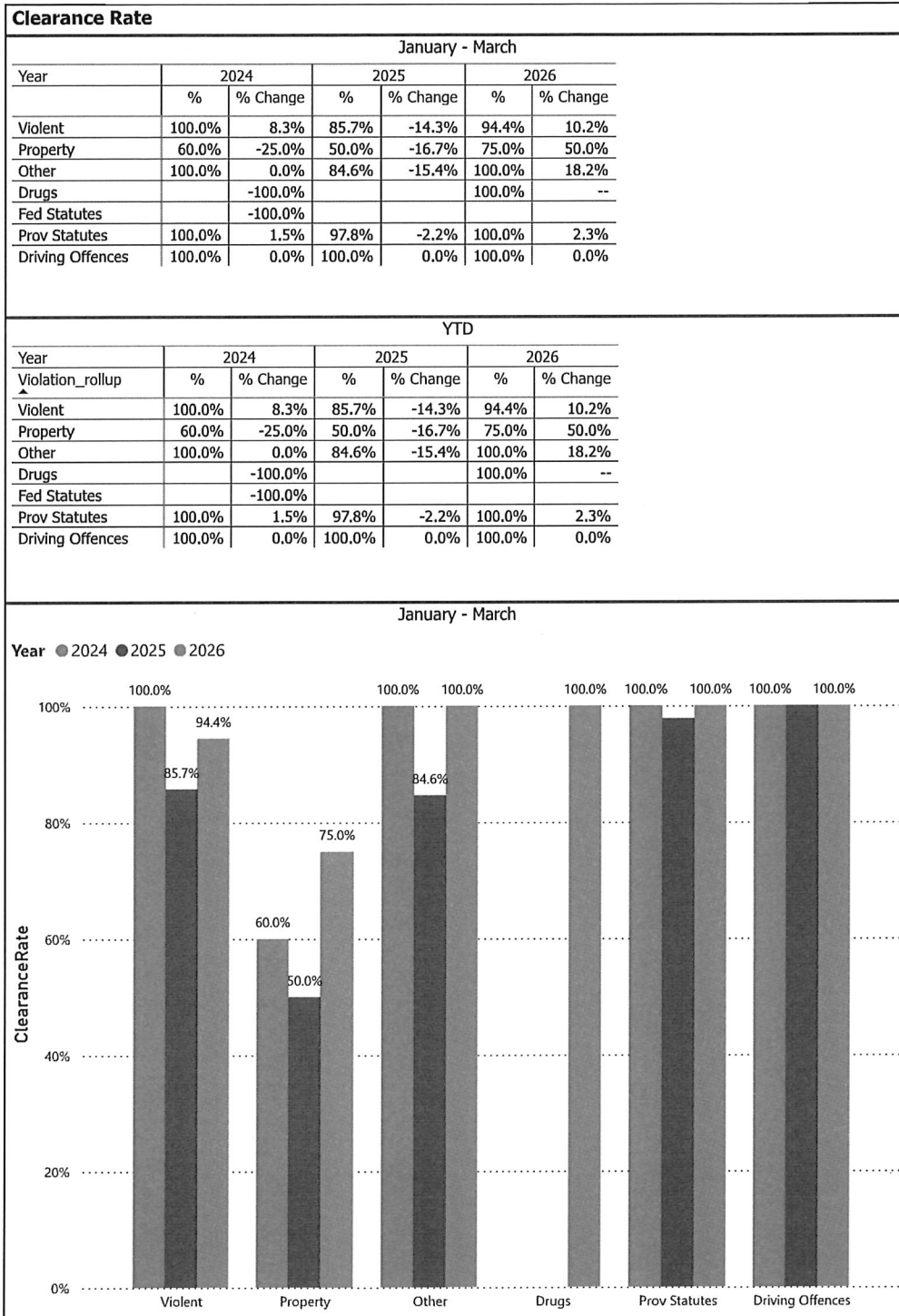


Detachment: 2L - SIOUX LOOKOUT
Location code(s): 2L20 - PICKLE LAKE

Area(s): ALL
Data source date:
08-May-2026

Report Generated on:
08-May-2026 3:37:19 PM

**OPP Detachment Board Report
Records Management System
January - March 2026**

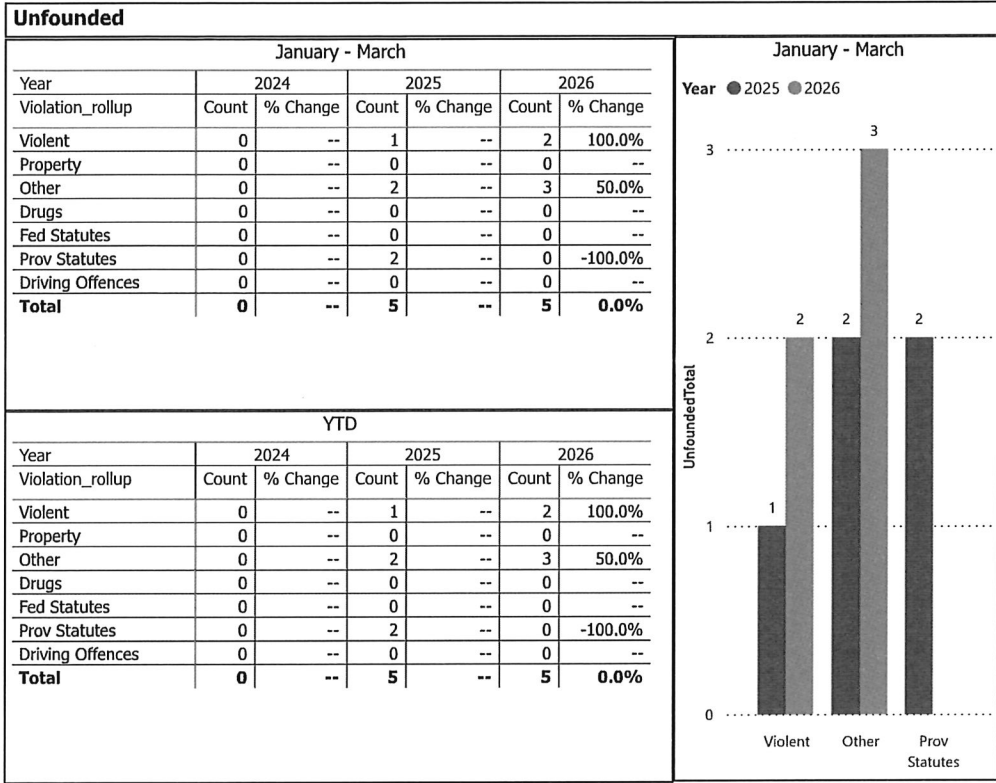


Detachment: 2L - SIOUX LOOKOUT
Location code(s): 2L20 - PICKLE LAKE

Area(s): ALL
Data source date:
08-May-2026

Report Generated on:
08-May-2026 3:37:19 PM

**OPP Detachment Board Report
Records Management System
January - March 2026**



Detachment: 2L - SIOUX LOOKOUT
Location code(s): 2L20 - PICKLE LAKE

Area(s): ALL
Data source date:
08-May-2026

Report Generated on:
08-May-2026 3:37:19 PM

**OPP Detachment Board Report
Records Management System
January - March 2026**

Youth Charges by Disposition Type			
January - March			
Disposition_Type	2024	2025	2026
Bail	0	0	0
Conference	0	0	0
Conviction	0	0	0
Diversion	0	0	2
NonConviction	1	0	0
NotAccepted	0	0	0
Total	1	0	2

YTD			
Disposition_Type	2024	2025	2026
Bail	0	0	0
Conference	0	0	0
Conviction	0	0	0
Diversion	0	0	2
NonConviction	1	0	0
NotAccepted	0	0	0
Total	1	0	2

Youth Charges by Disposition and Occurrence Type					
January - March					
Year	2026				Total
	Conviction	Diversion	NonConviction	NotAccepted	
Weapons	0	2	0	0	2
Total	0	2	0	0	2

YTD					
Year	2026				Total
	Conviction	Diversion	NonConviction	NotAccepted	
Weapons	0	2	0	0	2
Total	0	2	0	0	2

The tables and chart on this page present summarized youth charges by disposition and occurrence type that have been recorded in the OPP Niche RMS application. Of note... the Niche data sourced for this report page only lists youth charges that have had a disposition type entered against them. Therefore, please be aware that the counts of youth charges entries on this report page are under stating the potential sum of youth charges that are in OPP Niche RMS.

Detachment: 2L - SIOUX LOOKOUT
Location code(s): 2L20 - PICKLE LAKE

Area(s): ALL
Data source date:
08-May-2026

Report Generated on:
08-May-2026 3:38:07 PM

**OPP Detachment Board Report
Records Management System
January - March 2026**

January - March		
Year	Occurrences	Unfounded
2024	18	0
2025	13	0
2026	12	0

YTD		
Year	Occurrences	Unfounded
2024	18	0
2025	13	0
2026	12	0

January - March		
Year	Occurrences	Unfounded
2024	18	0
2025	13	0
2026	12	0

January - March		
Year	Occurrences	Unfounded
2024	18	0
2025	13	0
2026	12	0

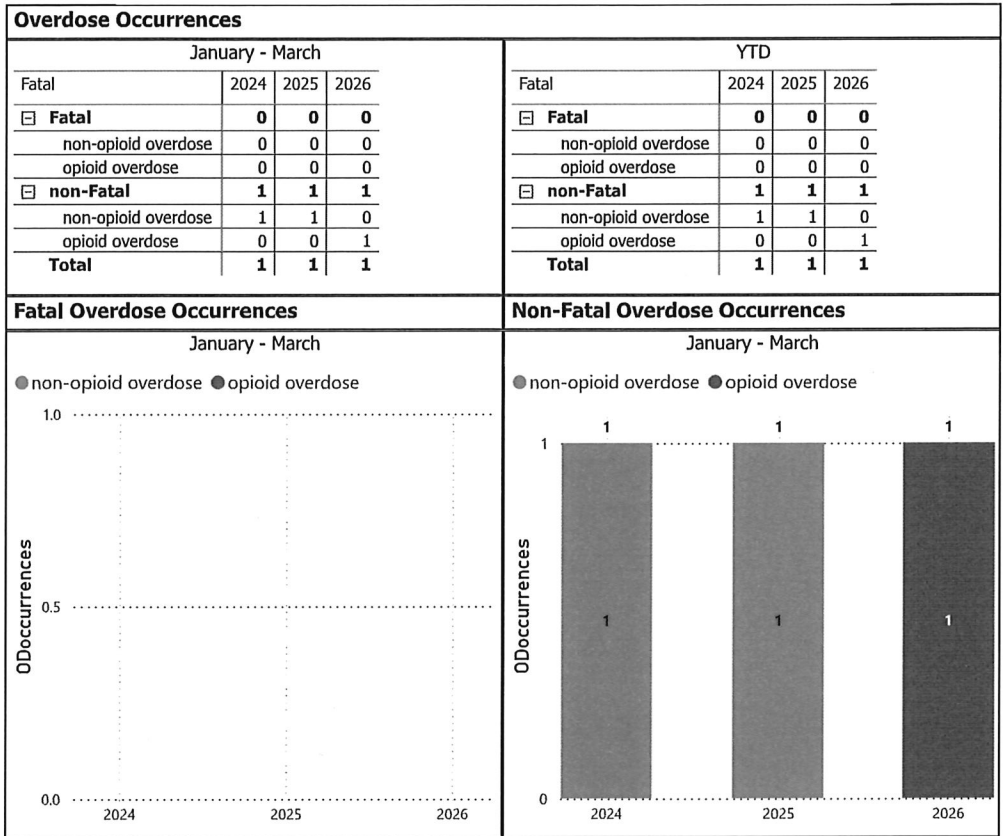
January - March		
Year	2026	
	Occurrences	Unfounded
OccurrenceType		
Assault	1	0
Attempt or threat of suicide	5	0
Liquor Licence Control Act	1	0
Mental health act	4	0
Person Well-Being Check	1	0
Total	12	0

Detachment: 2L - SIOUX LOOKOUT
Location code(s): 2L20 - PICKLE LAKE

Area(s): ALL
Data source date:
08-May-2026

Report Generated on:
08-May-2026 3:37:19 PM

**OPP Detachment Board Report
Records Management System
January - March 2026**

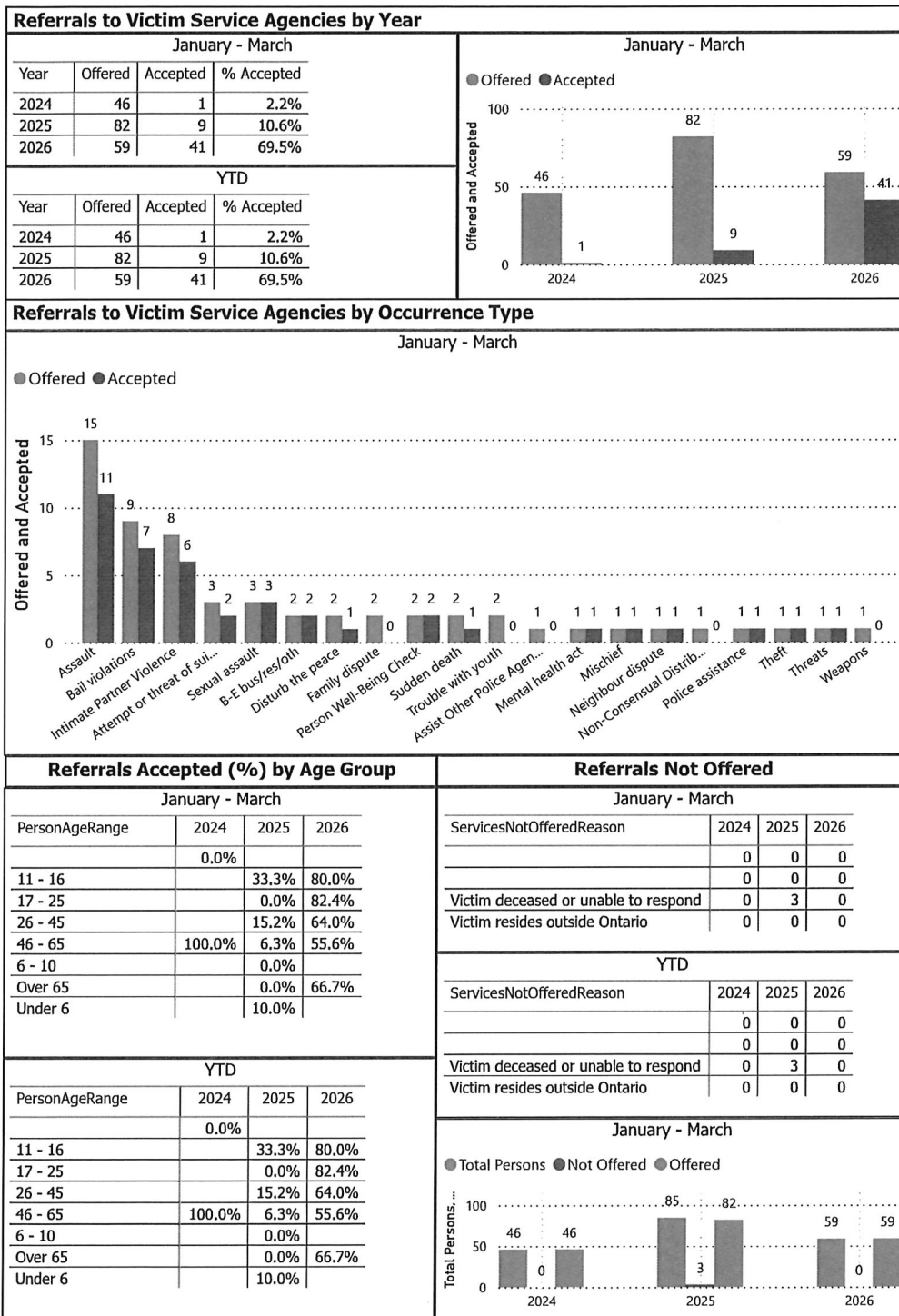


Detachment: 2L - SIOUX LOOKOUT
Location code(s): 2L20 - PICKLE LAKE

Area(s): ALL
Data source date:
08-May-2026

Report Generated on:
08-May-2026 3:37:19 PM

OPP Detachment Board Report Records Management System January - March 2026

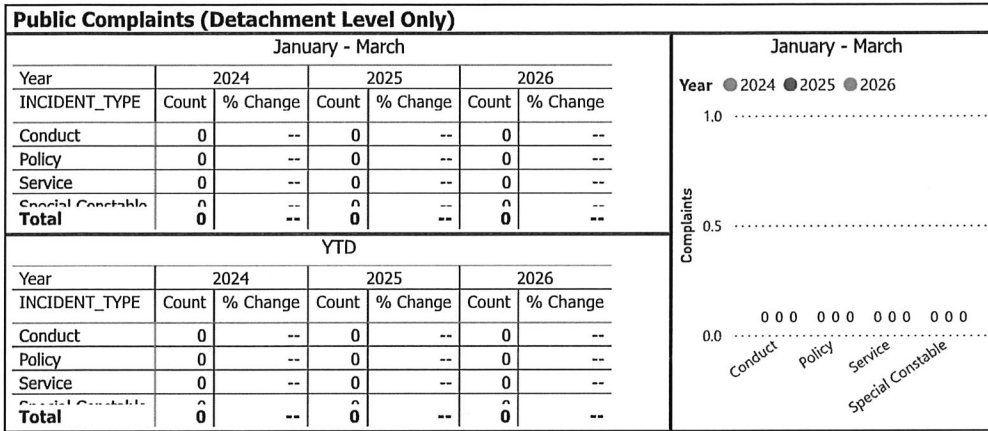


Detachment: 2L - SIOUX LOOKOUT
Location code(s): 2L20 - PICKLE LAKE

Area(s): ALL
Data source date:
08-May-2026

Report Generated on:
08-May-2026 3:37:19 PM

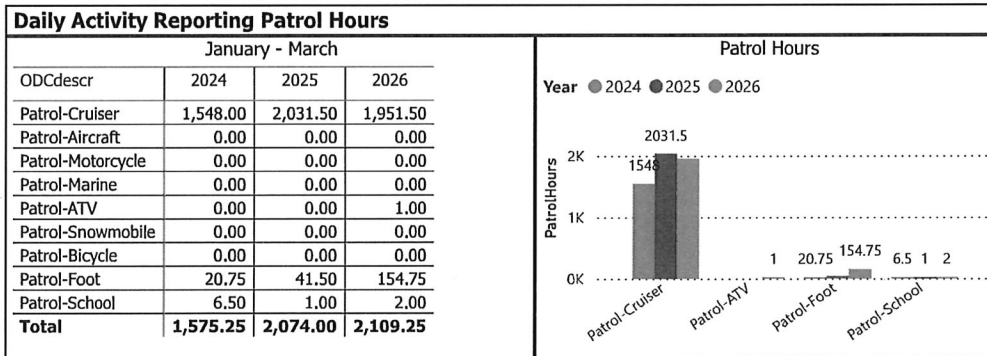
**OPP Detachment Board Report
Records Management System
January - March 2026**



Data source: RMS Data Feed
Ontario Provincial Police, Professional Standards Bureau Commander Reports - File Manager System

Data source date:
(Blank)

Daily Activity Reporting



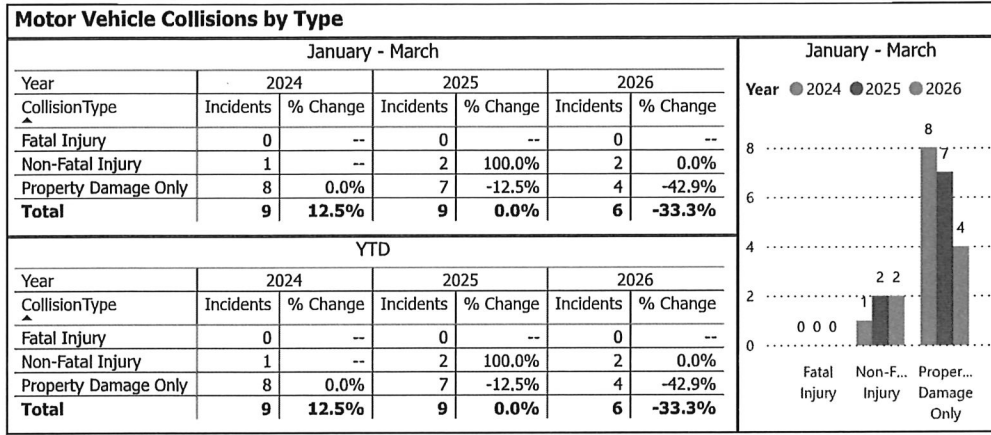
Data source (Daily Activity Reporting System) date:
08-May-2026

Detachment: 2L - SIOUX LOOKOUT
Location code(s): 2L20 - PICKLE LAKE

Data source date:
(Blank)

Report Generated on:
08-May-2026 3:37:19 PM

**OPP Detachment Board Report
Collision Reporting System
January - March 2026**



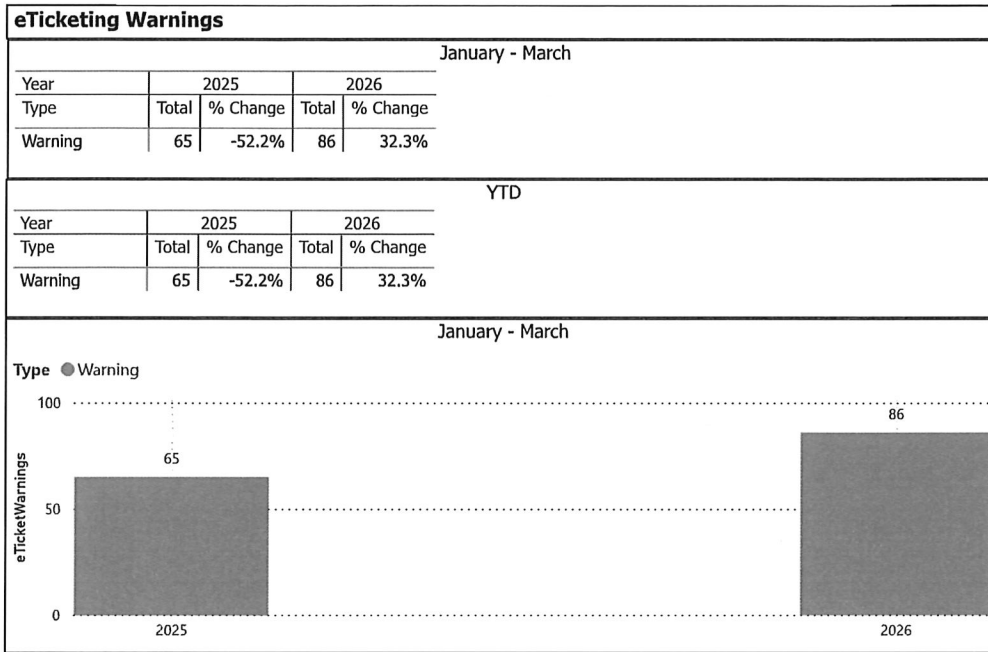
Data source (Collision Reporting System) date:
08-May-2026

Detachment: 2L - SIOUX LOOKOUT
Location code(s): 2L20 - PICKLE LAKE

Area(s): ALL
Data source date:
08-May-2026

Report Generated on:
08-May-2026 3:37:19 PM

**OPP Detachment Board Report
Records Management System
January - March 2026**



Note: The eTicketing system was not fully implemented until the end of 2022, therefore data is only available beginning in 2023. % Change in 2023 may appear higher in this report due to the incomplete 2022 data.

Detachment: 2L - SIOUX LOOKOUT
Location code(s): 2L20 - PICKLE LAKE

Area(s): ALL
Data source date:
8-May-26

Report Generated on:
08-May-2026 3:37:34 PM

**OPP Detachment Board Report
Collision Reporting System
January - March 2026**

Fatalities in Detachment Area - Incidents									
January - March									
Type	Motor Vehicle			Motorized Snow Vehicle			Off-Road Vehicle		
Year	Alcohol/Drugs	Incidents	% Change	Alcohol/Drugs	Incidents	% Change	Alcohol/Drugs	Incidents	% Change
2024	0	0	--	0	0	--	0	0	--
2025	0	0	--	0	0	--	0	0	--
2026	0	0	--	0	0	--	0	0	--

YTD									
Type	Motor Vehicle			Motorized Snow Vehicle			Off-Road Vehicle		
Year	Alcohol/Drugs	Incidents	% Change	Alcohol/Drugs	Incidents	% Change	Alcohol/Drugs	Incidents	% Change
2024	0	0	--	0	0	--	0	0	--
2025	0	0	--	0	0	--	0	0	--
2026	0	0	--	0	0	--	0	0	--

Fatalities in Detachment Area - Persons Killed						
January - March						
Type	Motor Vehicle		Motorized Snow Vehicle		Off-Road Vehicle	
Year	Persons Killed	% Change	Persons Killed	% Change	Persons Killed	% Change
2024	0	--	0	--	0	--
2025	0	--	0	--	0	--
2026	0	--	0	--	0	--

YTD						
Type	Motor Vehicle		Motorized Snow Vehicle		Off-Road Vehicle	
Year	Persons Killed	% Change	Persons Killed	% Change	Persons Killed	% Change
2024	0	--	0	--	0	--
2025	0	--	0	--	0	--
2026	0	--	0	--	0	--

Primary Causal Factors in Fatal Motor Vehicle Collisions							
January - March				YTD			
	2024	2025	2026		2024	2025	2026
Speeding	0	0	0	Speeding	0	0	0
Speeding % Change	--	--	--	Speeding % Change	--	--	--
Distracted	0	0	0	Distracted	0	0	0
Distracted % Change	--	--	--	Distracted % Change	--	--	--
Alcohol/Drugs	0	0	0	Alcohol/Drugs	0	0	0
Alcohol/Drugs % Change	--	--	--	Alcohol/Drugs % Change	--	--	--
Wildlife	0	0	0	Wildlife	0	0	0
Wildlife % Change	--	--	--	Wildlife % Change	--	--	--
NoSeatbelt	0	0	0	NoSeatbeltYTD	0	0	0
NoSeatbelt YoY%	--	--	--	NoSeatbeltYTD YoY%	--	--	--

January - March									
Speeding	0	0	0	0	0	0	0	0	0
Distracted	0	0	0	0	0	0	0	0	0
Alcohol/Drugs	0	0	0	0	0	0	0	0	0
Wildlife	0	0	0	0	0	0	0	0	0
NoSeatbelt	0	0	0	0	0	0	0	0	0

Data source (Collision Reporting System) date:
08-May-2026

Detachment: 2L - SIOUX LOOKOUT
Location code(s): 2L20 - PICKLE LAKE

Area(s): ALL
Data source date:
08-May-2026

Report Generated on:
08-May-2026 3:37:19 PM

OPP Detachment Board Report
Report Information Page

Report Data Source Information:

Data Sources Utilized

- Niche RMS – CTSB Data Feed
- Collision Reporting System (eCRS)
- POIB File Manager
- Daily Activity Reporting System

Niche RMS

RMS data presented in this report is dynamic in nature and any numbers may change over time as the OPP continue to investigate and solve crime.

The following report tabs acquire their data from the OPP Niche RMS – CTSB Data Feed

- Complaints (Public Complaints Section Only)
- Charges
- Warnings
- Violent Crime
- Property Crime
- Drug Crime
- Clearance Rate
- Unfounded
- Other Crime
- Youth Charges
- MHA – Mental Health Act
- Overdose
- Victim Services

Collision Reporting System (eCRS)

Traffic related data for Collisions and Fatalities are collected from the OPP eCRS application.

The following report tabs acquire their data from the OPP eCRS (Collision Reporting System)

- Collisions
- Fatalities

DAR (Daily Activity Reporting)

Patrol hours are collected from the OPP DAR application.

The following report tabs acquire their data from the OPP DAR (Daily Activity Reporting)

- Complaints (Patrol Hours Section Only)