



---

# *Ontario Provincial Police*

## *Sioux Lookout Detachment*

### *Second Quarter Report*

*April - June 2025*

*Detachment Commander: Inspector Michael KREISZ*

*Operations Manager: Staff Sergeant Russ SAUDINO*

*"Working together through engagement Education and Enforcement to identify*

*Proactive and Innovative strategies to keep our community safe"*

### Calls For Service (CFS) Billing Summary Report

KENORA Dist. - Sioux Lookout M

Max Date Loaded Jul 11, 2025

Billing Category <i>(Billing categories below do not match traditional crime groupings)</i>	2025					2024			
	April to June	Year to Date	Time Std	YTD Weighted Hrs		April to June	Year to Date	Time Std	YTD Weighted Hrs
Violent Criminal Code	134	237	14.80	3,507.60	1	114	250	14.80	3,700.00
Property Crime Violations	61	120	6.20	744.00	2	76	180	6.20	1,116.00
Other Criminal Code Violations (Excluding traffic)	139	233	7.10	1,654.30	3	127	275	7.10	1,952.50
Drug Possession	11	25	5.90	147.50	4	13	19	5.90	112.10
Drugs	5	16	88.10	1,409.60	5	10	21	88.10	1,850.10
Operational	629	1306	3.90	5,093.40	6	783	1726	3.90	6,731.40
Operational2	97	208	1.70	353.60	7	116	226	1.70	384.20
Statutes & Acts	112	275	3.50	962.50	8	118	292	3.50	1,022.00
Traffic	22	58	3.80	220.40	9	22	58	3.80	220.40
<b>Total</b>	<b>1210</b>	<b>2478</b>		<b>14,092.90</b>		<b>1379</b>	<b>3047</b>		<b>17,088.70</b>

#### Note to Detachment Commanders:

- The content of each report is to be shared by the Detachment Commander only with the municipality for which it was generated. The municipality may treat this as a public document and distribute it as they wish.
- All data is sourced from the Niche RMS application. Included are 'reported' occurrences (actuals and unfounded occurrences) for 'billable' occurrences ONLY. Data is refreshed on a weekly basis.
- The Traffic category includes motor vehicle collision (MVC) occurrences entered into Niche (UCR code 8521). MVCs are NOT sourced from the eCRS application for this report.
- Only the primary violation is counted within an occurrence.
- Time standards displayed are for the 2025 billing period.

#### Note to Municipalities:

- Data contained within this report is dynamic in nature and numbers will change over time as the Ontario Provincial Police continues to investigate and solve crime.
- This report is NOT to be used for crime trend analysis as not all occurrences are included.
- Data groupings within this report do not match traditional crime groupings seen in other public reports such as the OPP Detachment Board reports or Statistics Canada reporting.

### Calls For Service (CFS) Billing Summary Report - Detail

Max Date Loaded Jul 11, 2025

Billing Category: Violent Criminal Code

 KENORA Dist. - Sioux Lookout M  
2025

Offence	2025				2024			
	April to June	Year to Date	Time Std	YTD Weighted Hrs	April to June	Year to Date	Time Std	YTD Weighted Hrs
Aggravated Assault - Level 3	3	3	14.80	44.40	1	1	14.80	14.80
Arson - Disregard for Human Life			14.80		1	1	14.80	14.80
Assault - Level 1	71	129	14.80	1,909.20	61	136	14.80	2,012.80
Assault Peace Officer	3	8	14.80	118.40	7	12	14.80	177.60
Assault Peace Officer with weapon OR cause bodily harm			14.80	14.80			14.80	
Assault With Weapon or Causing Bodily Harm - Level 2	23	44	14.80	651.20	17	34	14.80	503.20
Bestiality - Commit/Compel/Incite Person			14.80		1	1	14.80	14.80
Criminal Harassment	1	3	14.80	44.40	2	7	14.80	103.60
Extortion			14.80			1	14.80	14.80
Forcible confinement	1	1	14.80	14.80			14.80	
Indecent/Harassing Communications	1	1	14.80	14.80		2	14.80	29.60
Invitation to Sexual Touching	1	1	14.80	14.80			14.80	
Robbery - Other		1	14.80	14.80			14.80	
Robbery - Pursesnatch With Violence			14.80		1	2	14.80	29.60
Robbery - Threat of Violence	3	5	14.80	74.00	1	2	14.80	29.60
Robbery-Master code	2	2	14.80	29.60			14.80	
Sexual Assault	14	21	14.80	310.80	5	23	14.80	340.40
Sexual Assault With a Weapon		1	14.80	14.80	1	1	14.80	14.80
Sexual Interference	3	5	14.80	74.00	1	1	14.80	14.80
Utter Threats to Person	8	11	14.80	162.80	16	26	14.80	384.80
<b>Total</b>	<b>134</b>	<b>237</b>		<b>3,507.60</b>	<b>114</b>	<b>250</b>		<b>3,700.00</b>

### Calls For Service (CFS) Billing Summary Report - Detail

Max Date Loaded Jul 11, 2025

Billing Category: Property Crime Violations

KENORA Dist. - Sioux Lookout M  
2025

Offence	2024				2024			
	April to June	Year to Date	Time Std	YTD Weighted Hrs	April to June	Year to Date	Time Std	YTD Weighted Hrs
Arson - Auto			6.20	2	1	1	6.20	6.20
Arson - Building		2	6.20	12.40	1	1	6.20	6.20
Breach of Trust (fraud-corruption)			6.20	2		1	6.20	6.20
Break & Enter	5	12	6.20	74.40	8	21	6.20	130.20
Fraud - False Pretence Under \$5,000			6.20	2	2	2	6.20	12.40
Fraud - Fraud through mails			6.20	2		1	6.20	6.20
Fraud - Master Code	1	1	6.20	6.20			6.20	
Fraud - Money/property/security Over \$5,000	1	2	6.20	12.40	1	2	6.20	12.40
Fraud - Money/property/security Under \$5,000		3	6.20	18.60	1	7	6.20	43.40
Fraud - Other		2	6.20	12.40		1	6.20	6.20
Fraud - Steal/Forge/Poss./Use Credit Card		2	6.20	12.40	2	6	6.20	37.20
Fraud - Transportation			6.20	2	1	1	6.20	6.20
Mischief	12	25	6.20	155.00	26	49	6.20	303.80
Mischief - Interfere with lawful use, enjoyment of property	3	6	6.20	37.20	2	8	6.20	49.60
Mischief Graffiti - Non-Gang Related	2	3	6.20	18.60		2	6.20	12.40
Personation with Intent (fraud)			6.20	2		1	6.20	6.20
Possession of Stolen Goods under \$5,000		1	6.20	6.20		1	6.20	6.20
Property Damage	1	4	6.20	24.80	1	5	6.20	31.00
Theft FROM Motor Vehicles Under \$5,000	5	5	6.20	31.00		4	6.20	24.80
Theft of - Automobile	1	1	6.20	6.20	1	3	6.20	18.60
Theft of - Trucks			6.20	2	1	1	6.20	6.20
Theft of Motor Vehicle	2	4	6.20	24.80	2	5	6.20	31.00
Theft Over \$5,000 - Farm Agricultural Livestock	1	1	6.20	6.20			6.20	
Theft Over \$5,000 - Other Theft			6.20	2	1	1	6.20	6.20
Theft Under \$5,000 - Bicycles	1	1	6.20	6.20	2	6	6.20	37.20
Theft Under \$5,000 - Boat (Vessel)	1	1	6.20	6.20		2	6.20	12.40
Theft Under \$5,000 - Boat Motor			6.20	2	1	1	6.20	6.20
Theft Under \$5,000 - Farm Agricultural Produce			6.20	2		1	6.20	6.20
Theft Under \$5,000 - Gasoline Drive-off			6.20	2		1	6.20	6.20
Theft Under \$5,000 - Master Code	3	5	6.20	31.00	1	3	6.20	18.60
Theft Under \$5,000 - Other Theft	8	14	6.20	86.80	10	21	6.20	130.20
Theft Under \$5,000 - Persons	2	4	6.20	24.80	2	4	6.20	24.80
Theft Under \$5,000 SHOPLIFTING	11	18	6.20	111.60	7	13	6.20	80.60
Unlawful in a dwelling house	1	3	6.20	18.60	2	4	6.20	24.80
<b>Total</b>	<b>61</b>	<b>120</b>		<b>744.00</b>	<b>76</b>	<b>180</b>		<b>1,116.00</b>



### Calls For Service (CFS) Billing Summary Report - Detail

Max Date Loaded Jul 11, 2025

Billing Category: Other Criminal Code Violations (Excluding traffic)

KENORA Dist. - Sioux Lookout M  
2025

Offence	2025				2024			
	April to June	Year to Date	Time Std	YTD Weighted Hrs	April to June	Year to Date	Time Std	YTD Weighted Hrs
Bail Violations - Fail To Comply	71	124	7.10	880.40 3	54	122	7.10	866.20
Bail Violations - Master Code	1	1	7.10	7.10 3			7.10	
Bail Violations - Others	1	1	7.10	7.10 3			7.10	
Breach of Probation	18	22	7.10	156.20 3	7	24	7.10	170.40
Breach of Recognizance (811)		2	7.10	14.20 3		1	7.10	7.10
Disturb the Peace	36	60	7.10	426.00 3	54	100	7.10	710.00
Indecent acts - Master Code			7.10	3		1	7.10	7.10
Indecent acts - Other	1	1	7.10	7.10 3	4	6	7.10	42.60
Obstruct Public Peace Officer	2	6	7.10	42.60 3	2	6	7.10	42.60
Offensive Weapons - Careless use of firearms		1	7.10	7.10 3			7.10	
Offensive Weapons - Carry concealed	1	1	7.10	7.10 3	1	3	7.10	21.30
Offensive Weapons - False Statements	1	1	7.10	7.10 3			7.10	
Offensive Weapons - In Vehicle		1	7.10	7.10 3			7.10	
Offensive Weapons - Possession of Weapons	3	6	7.10	42.60 3	1	4	7.10	28.40
Other Criminal Code * Sec. 78 - Sec. 96		2	7.10	14.20 3	1	1	7.10	7.10
Possession of Burglary Tools			7.10	3	1	1	7.10	7.10
Public Mischief - mislead peace officer	3	3	7.10	21.30 3	1	2	7.10	14.20
Trespass at Night	1	1	7.10	7.10 3	1	4	7.10	28.40
<b>Total</b>	<b>139</b>	<b>233</b>		<b>1,654.30</b>	<b>127</b>	<b>275</b>		<b>1,952.50</b>

### Calls For Service (CFS) Billing Summary Report - Detail

Max Date Loaded Jul 11, 2025

Billing Category: Drug Possession

KENORA Dist. - Sioux Lookout M  
2025

2024

Offence	April to June	Year to Date	Time Std	YTD Weighted Hrs	April to June	Year to Date	Time Std	YTD Weighted Hrs
DRUG related occurrence	2	3	5.90	17.70 4	1	1	5.90	5.90
Possession - Cocaine	1	8	5.90	47.20 4	5	10	5.90	59.00
Possession - Methamphetamine (Crystal Meth)	4	6	5.90	35.40 4	2	2	5.90	11.80
Possession - Other Controlled Drugs and Substances Act	4	8	5.90	47.20 4	5	6	5.90	35.40
<b>Total</b>	<b>11</b>	<b>25</b>		<b>147.50</b>	<b>13</b>	<b>19</b>		<b>112.10</b>

### Calls For Service (CFS) Billing Summary Report - Detail

Max Date Loaded Jul 11, 2025

Billing Category: Drugs

KENORA Dist. - Sioux Lookout M  
2025

2024

Offence	April to June	Year to Date	Time Std	YTD Weighted Hrs	April to June	Year to Date	Time Std	YTD Weighted Hrs
Trafficking - Cocaine	1	8	88.10	704.80 5	8	13	88.10	1,145.30
Trafficking - Methamphetamine (Crystal Meth)	1	3	88.10	264.30 5	2	4	88.10	352.40
Trafficking - Opioid (other than heroin)			88.10	5		1	88.10	88.10
Trafficking - Other Controlled Drugs and Substances Act	3	5	88.10	440.50 5		3	88.10	264.30
<b>Total</b>	<b>5</b>	<b>16</b>		<b>1,409.60</b>	<b>10</b>	<b>21</b>		<b>1,850.10</b>

### Calls For Service (CFS) Billing Summary Report - Detail

Max Date Loaded Jul 11, 2025

Billing Category: Other Criminal Code Violations (Excluding traffic)

 KENORA Dist. - Sioux Lookout M  
2025

Offence	2025				2024			
	April to June	Year to Date	Time Std	YTD Weighted Hrs	April to June	Year to Date	Time Std	YTD Weighted Hrs
ACCIDENT - NON-MVC - Master Code	1	1	3.90	3.90 6			3.90	
Accident - Non-MVC Others			3.90	6	1	1	3.90	3.90
Alarm - Others		1	3.90	3.90 6			3.90	
Animal - Bear Complaint		1	3.90	3.90 6	1	8	3.90	31.20
Animal - Dog Owners Liability Act	1	1	3.90	3.90 6	1	2	3.90	7.80
Animal - Left in Vehicle		1	3.90	3.90 6			3.90	
Animal - Other	1	1	3.90	3.90 6		1	3.90	3.90
Animal Bite		1	3.90	3.90 6	2	2	3.90	7.80
Animal Stray	3	6	3.90	23.40 6	2	9	3.90	35.10
Assist Fire Department	6	9	3.90	35.10 6	9	11	3.90	42.90
Assist Public	218	421	3.90	1,641.90 6	284	547	3.90	2,133.30
Distressed / Overdue Motorist			3.90	6	1	2	3.90	7.80
Domestic Disturbance	58	105	3.90	409.50 6	38	98	3.90	382.20
False Alarm - Warning Issued			3.90	6		1	3.90	3.90
FAMILY DISPUTE	34	62	3.90	241.80 6	42	85	3.90	331.50
Fire - Building	2	3	3.90	11.70 6	3	5	3.90	19.50
Fire - Other	9	10	3.90	39.00 6	10	15	3.90	58.50
Fire - Vehicle		1	3.90	3.90 6	1	1	3.90	3.90
Found - Gun		1	3.90	3.90 6			3.90	
Found - Household Property	2	4	3.90	15.60 6	2	6	3.90	23.40
Found - License Plate			3.90	6		1	3.90	3.90
Found - Others		3	3.90	11.70 6			3.90	
Found - Personal Accessories	2	2	3.90	7.80 6	1	3	3.90	11.70
Found - Radio, TV, Sound-Reprod. Equip.		1	3.90	3.90 6			3.90	
Found Human Remains - Suspected Homicide	1	1	3.90	3.90 6			3.90	
Found Property - Master Code	10	21	3.90	81.90 6	12	21	3.90	81.90
Homeless Person	1	1	3.90	3.90 6			3.90	
Insecure Condition - Building		1	3.90	3.90 6	2	34	3.90	132.60
Insecure Condition - Master Code	4	10	3.90	39.00 6	23	56	3.90	218.40
Lost - Computer, parts & accessories			3.90	6	1	1	3.90	3.90
Lost - Household Property	2	4	3.90	15.60 6	1	4	3.90	15.60
Lost - Others		1	3.90	3.90 6	2	3	3.90	11.70
Lost - Personal Accessories	3	4	3.90	15.60 6	1	5	3.90	19.50
Lost - Radio, TV, Sound-Reprod. Equip.			3.90	6		1	3.90	3.90
Lost Property - Master Code	1	2	3.90	7.80 6	2	7	3.90	27.30
Medical Assistance - Other	1	3	3.90	11.70 6	1	4	3.90	15.60
Missing Person 12 & older	1	6	3.90	23.40 6	4	7	3.90	27.30
Missing Person Located 12 & older	3	10	3.90	39.00 6	6	17	3.90	66.30
Missing Person Located Under 12		1	3.90	3.90 6	1	1	3.90	3.90
Missing Person under 12		1	3.90	3.90 6			3.90	
Missing Person-Master code	2	2	3.90	7.80 6			3.90	
Neighbour Dispute	6	11	3.90	42.90 6	9	15	3.90	58.50
Noise Complaint - Animal	1	1	3.90	3.90 6		2	3.90	7.80
Noise Complaint - Business			3.90	6	1	1	3.90	3.90
Noise Complaint - Master Code	14	32	3.90	124.80 6	12	38	3.90	148.20
Noise Complaint - Others	1	2	3.90	7.80 6	4	9	3.90	35.10
Noise Complaint - Residence		8	3.90	31.20 6	4	8	3.90	31.20
Other Municipal By-Laws			3.90	6	1	3	3.90	11.70
Overdose/Suspected Overdose - Naloxone administered by Police			3.90	6		1	3.90	3.90
Overdose/Suspected Overdose - Opioid Related			3.90	6		1	3.90	3.90
Phone - Master Code			3.90	6	1	1	3.90	3.90
Phone - Other - No Charges Laid			3.90	6	2	2	3.90	7.80
Sudden Death - Accidental	1	1	3.90	3.90 6			3.90	
Sudden Death - Apparent Overdose/Overdose			3.90	6		1	3.90	3.90
Sudden Death - Natural Causes	3	6	3.90	23.40 6	2	4	3.90	15.60
Sudden Death - Others	1	2	3.90	7.80 6		1	3.90	3.90
Sudden Death - Suicide		1	3.90	3.90 6		1	3.90	3.90
Suspicious Person	23	48	3.90	187.20 6	29	65	3.90	253.50
Suspicious vehicle	5	8	3.90	31.20 6	5	10	3.90	39.00
Text- related Incident (Texting)		1	3.90	3.90 6			3.90	
Trouble with Youth	45	66	3.90	257.40 6	27	50	3.90	195.00
Unwanted Persons	163	416	3.90	1,622.40 6	229	550	3.90	2,145.00
Vehicle Recovered - Automobile			3.90	6	2	3	3.90	11.70
Vehicle Recovered - Trucks			3.90	6	1	1	3.90	3.90
<b>Total</b>	<b>629</b>	<b>1306</b>		<b>5,093.40</b>	<b>783</b>	<b>1726</b>		<b>6,731.40</b>

### Calls For Service (CFS) Billing Summary Report - Detail

Max Date Loaded Jul 11, 2025

Billing Category: Operational2

KENORA Dist. - Sioux Lookout M  
2025

2024

Offence	April to June	Year to Date	Time Std	YTD Weighted Hrs	April to June	Year to Date	Time Std	YTD Weighted Hrs
911 call - Dropped Cell	25	44	1.70	74.80 7	15	33	1.70	56.10
911 call / 911 hang up	8	19	1.70	32.30 7	15	36	1.70	61.20
911 hang up - Pocket Dial	2	2	1.70	3.40 7	1	1	1.70	1.70
False Alarm - Accidental Trip			1.70	7	1	1	1.70	1.70
False Alarm - Others	21	58	1.70	98.60 7	42	71	1.70	120.70
False Holdup Alarm - Accidental Trip	9	18	1.70	30.60 7	8	13	1.70	22.10
Keep the Peace	32	67	1.70	113.90 7	34	71	1.70	120.70
<b>Total</b>	<b>97</b>	<b>208</b>		<b>353.60</b>	<b>116</b>	<b>226</b>		<b>384.20</b>

### Calls For Service (CFS) Billing Summary Report - Detail

Max Date Loaded Jul 11, 2025

Billing Category: Statutes &amp; Acts

KENORA Dist. - Sioux Lookout M  
2025

2024

Offence	April to June	Year to Date	Time Std	YTD Weighted Hrs	April to June	Year to Date	Time Std	YTD Weighted Hrs
Landlord / Tenant	5	8	3.50	28.00 8	5	11	3.50	38.50
Mental Health Act	21	47	3.50	164.50 8	20	39	3.50	136.50
Mental Health Act - Apprehension	13	35	3.50	122.50 8	4	20	3.50	70.00
Mental Health Act - Attempt Suicide	9	31	3.50	108.50 8	9	21	3.50	73.50
Mental Health Act - No Contact with Police		1	3.50	3.50 8	4	8	3.50	28.00
Mental Health Act - Placed on Form	7	12	3.50	42.00 8	5	11	3.50	38.50
Mental Health Act - Threat of Suicide	23	56	3.50	196.00 8	16	46	3.50	161.00
Mental Health Act - Voluntary Transport	12	36	3.50	126.00 8	12	34	3.50	119.00
Trespass To Property Act	22	49	3.50	171.50 8	43	102	3.50	357.00
<b>Total</b>	<b>112</b>	<b>275</b>		<b>962.50</b>	<b>118</b>	<b>292</b>		<b>1,022.00</b>

### Calls For Service (CFS) Billing Summary Report - Detail

Max Date Loaded Jul 11, 2025

Billing Category: Traffic

KENORA Dist. - Sioux Lookout M  
2025

Offence	2025				2024			
	April to June	Year to Date	Time Std	YTD Weighted Hrs	April to June	Year to Date	Time Std	YTD Weighted Hrs
MVC - OTHERS (MOTOR VEHICLE COLLISION)		2	3.80	7.60 9			3.80	
MVC - PERS. INJ. FAILED TO REMAIN (MOTOR VEHICLE COLLISION)			3.80	9		1	3.80	3.80
MVC - PERSONAL INJURY (MOTOR VEHICLE COLLISION)	1	5	3.80	19.00 9		1	3.80	3.80
MVC - PROP. DAM. FAILED TO REM (MOTOR VEHICLE COLLISION)	2	2	3.80	7.60 9	2	6	3.80	22.80
MVC - PROP. DAM. NON REPORTABLE (MOTOR VEHICLE COLLISION)	12	36	3.80	136.80 9	11	28	3.80	106.40
MVC - PROP. DAM. REPORTABLE (MOTOR VEHICLE COLLISION)	7	13	3.80	49.40 9	9	22	3.80	83.60
<b>Total</b>	<b>22</b>	<b>58</b>		<b>220.40</b>	<b>22</b>	<b>58</b>		<b>220.40</b>

**OPP Detachment Board Report  
Records Management System  
April - June 2025**

**Criminal Code and Provincial Statute Charges Laid**

April - June

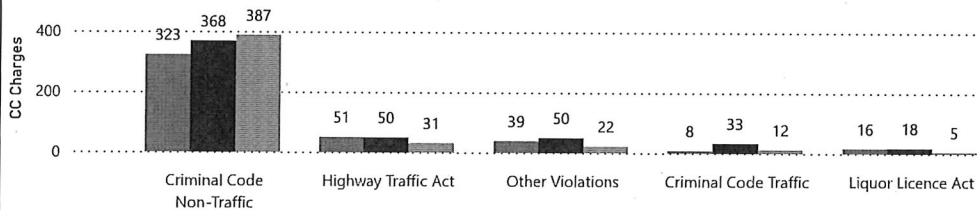
Year	2023		2024		2025	
ChargeCategory1	Offence Count	% Change	Offence Count	% Change	Offence Count	% Change
Criminal Code Non-Traffic	323	48.2%	368	13.9%	387	5.2%
Criminal Code Traffic	8	-63.6%	33	312.5%	12	-63.6%
Highway Traffic Act	51	-21.5%	50	-2.0%	31	-38.0%
Liquor Licence Act	16	77.8%	18	12.5%	5	-72.2%
Other Violations	39	85.7%	50	28.2%	22	-56.0%
<b>Total</b>	<b>437</b>	<b>30.4%</b>	<b>519</b>	<b>18.8%</b>	<b>457</b>	<b>-11.9%</b>

YTD

Year	2023		2024		2025	
ChargeCategory1	Offence Count	% Change	Offence Count	% Change	Offence Count	% Change
Criminal Code Non-Traffic	574	45.3%	617	7.5%	659	6.8%
Criminal Code Traffic	32	-13.5%	48	50.0%	22	-54.2%
Highway Traffic Act	110	3.8%	111	0.9%	66	-40.5%
Liquor Licence Act	33	135.7%	29	-12.1%	9	-69.0%
Other Violations	68	74.4%	72	5.9%	68	-5.6%
<b>Total</b>	<b>817</b>	<b>38.2%</b>	<b>877</b>	<b>7.3%</b>	<b>824</b>	<b>-6.0%</b>

April - June

Year ● 2023 ● 2024 ● 2025



**Traffic Related Charges**

April - June

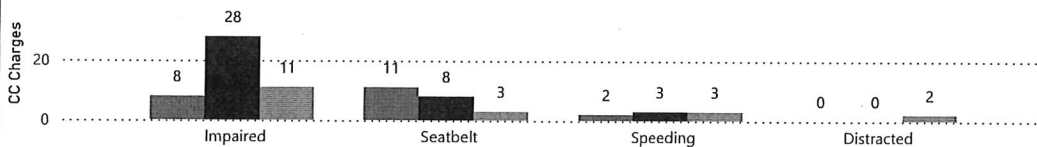
Year	2023		2024		2025	
ChargeCategory2	Offence Count	% Change	Offence Count	% Change	Offence Count	% Change
Speeding	2	100.0%	3	50.0%	3	0.0%
Seatbelt	11	-26.7%	8	-27.3%	3	-62.5%
Impaired	8	-55.6%	28	250.0%	11	-60.7%
Distracted	0	-100.0%	0	--	2	--

YTD

Year	2023		2024		2025	
ChargeCategory2	Offence Count	% Change	Offence Count	% Change	Offence Count	% Change
Speeding	3	200.0%	7	133.3%	4	-42.9%
Seatbelt	13	-35.0%	15	15.4%	4	-73.3%
Impaired	28	-15.2%	39	39.3%	19	-51.3%
Distracted	1	-85.7%	1	0.0%	2	100.0%

April - June

Year ● 2023 ● 2024 ● 2025



Detachment: 2L - SIOUX LOOKOUT

Location code(s): 2L00 - SIOUX LOOKOUT

Area(s): 2012 - Sioux Lookout (Jud/Jor/Der/Ver)

Data source date:

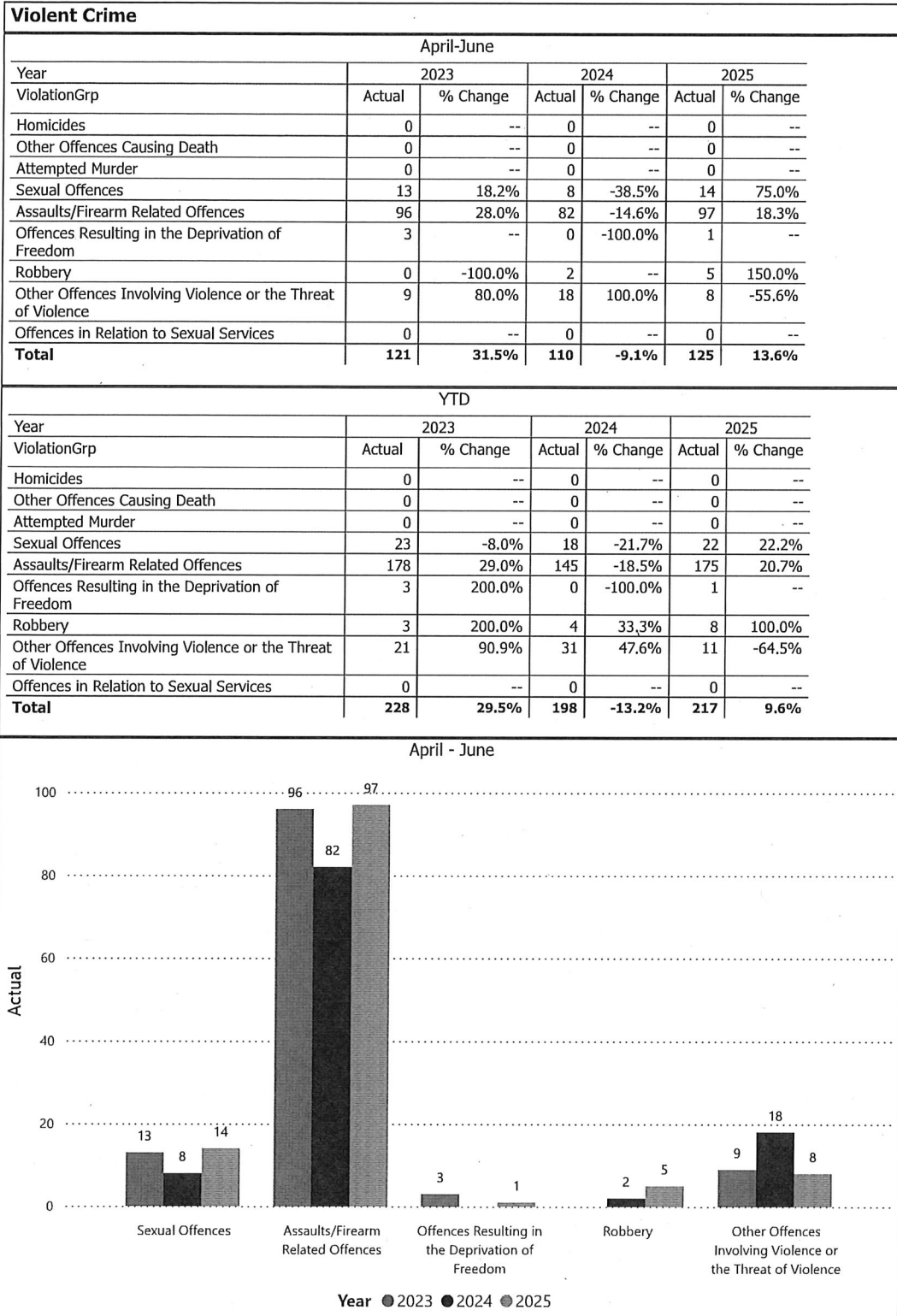
7-Jul-25

Report Generated on:

11-Jul-2025 2:45:36 PM



**OPP Detachment Board Report  
Records Management System  
April - June 2025**



Detachment: 2L - SIOUX LOOKOUT

Location code(s): 2L00 - SIOUX LOOKOUT

Area(s): 2012 - Sioux Lookout (Jud/Jor/Der/Ver)

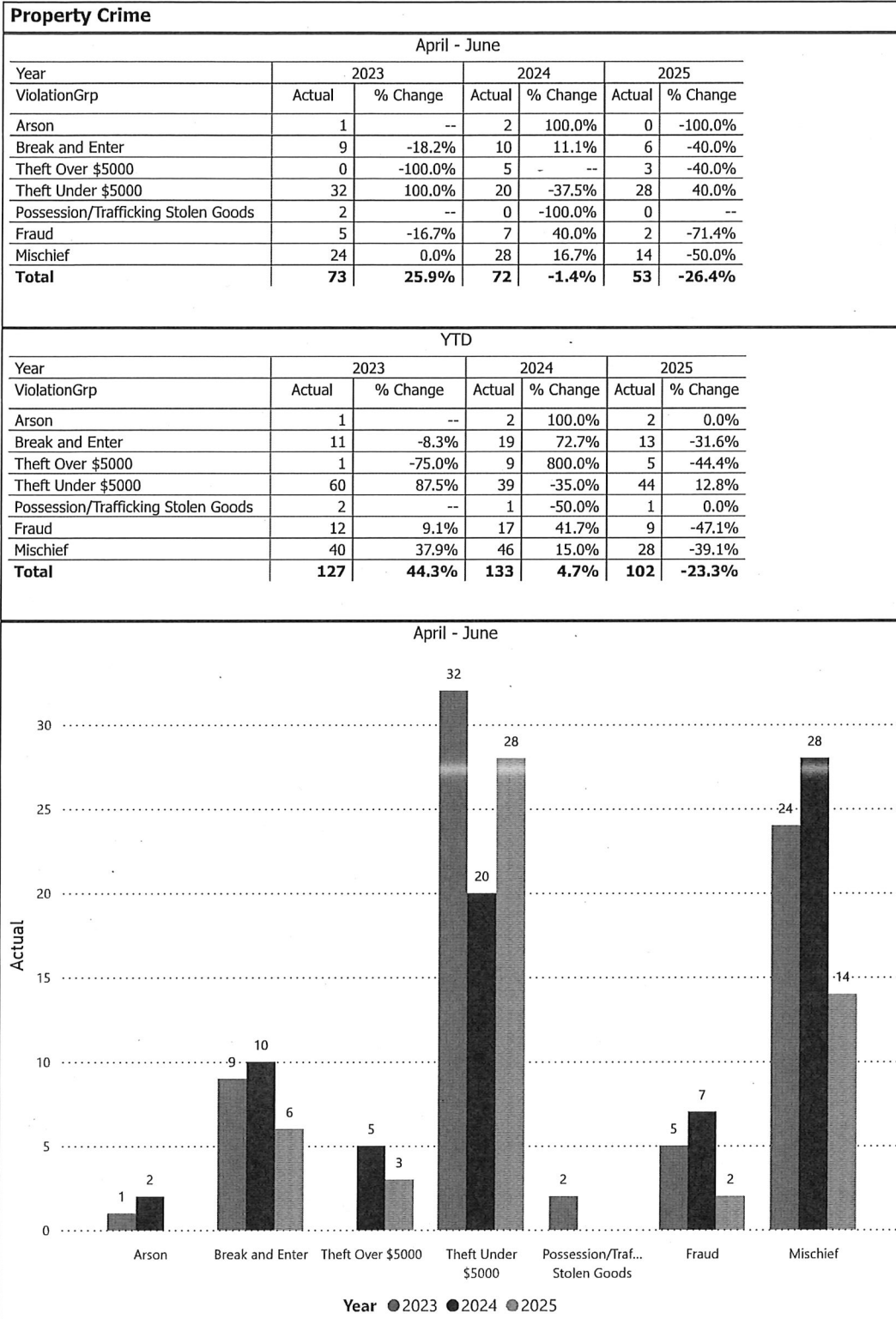
Data source date:

07-Jul-2025

Report Generated on:

11-Jul-2025 2:45:36 PM

**OPP Detachment Board Report  
Records Management System  
April - June 2025**



Detachment: 2L - SIOUX LOOKOUT

Location code(s): 2L00 - SIOUX LOOKOUT

Area(s): 2012 - Sioux Lookout (Jud/Jor/Der/Ver)

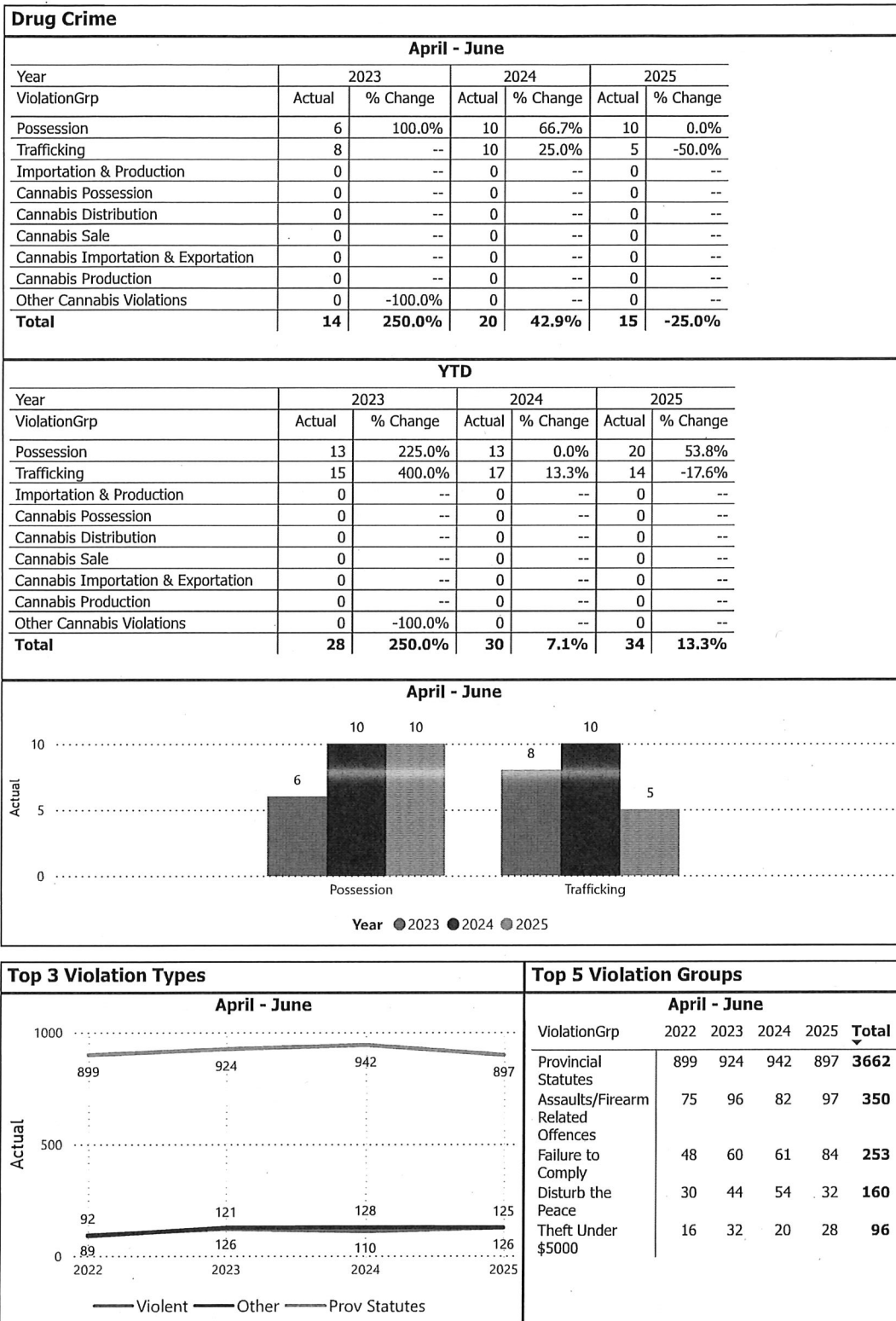
Data source date:

07-Jul-2025

Report Generated on:

11-Jul-2025 2:45:36 PM

**OPP Detachment Board Report  
Records Management System  
April - June 2025**



Detachment: 2L - SIOUX LOOKOUT

Location code(s): 2L00 - SIOUX LOOKOUT

Area(s): 2012 - Sioux Lookout (Jud/Jor/Der/Ver)

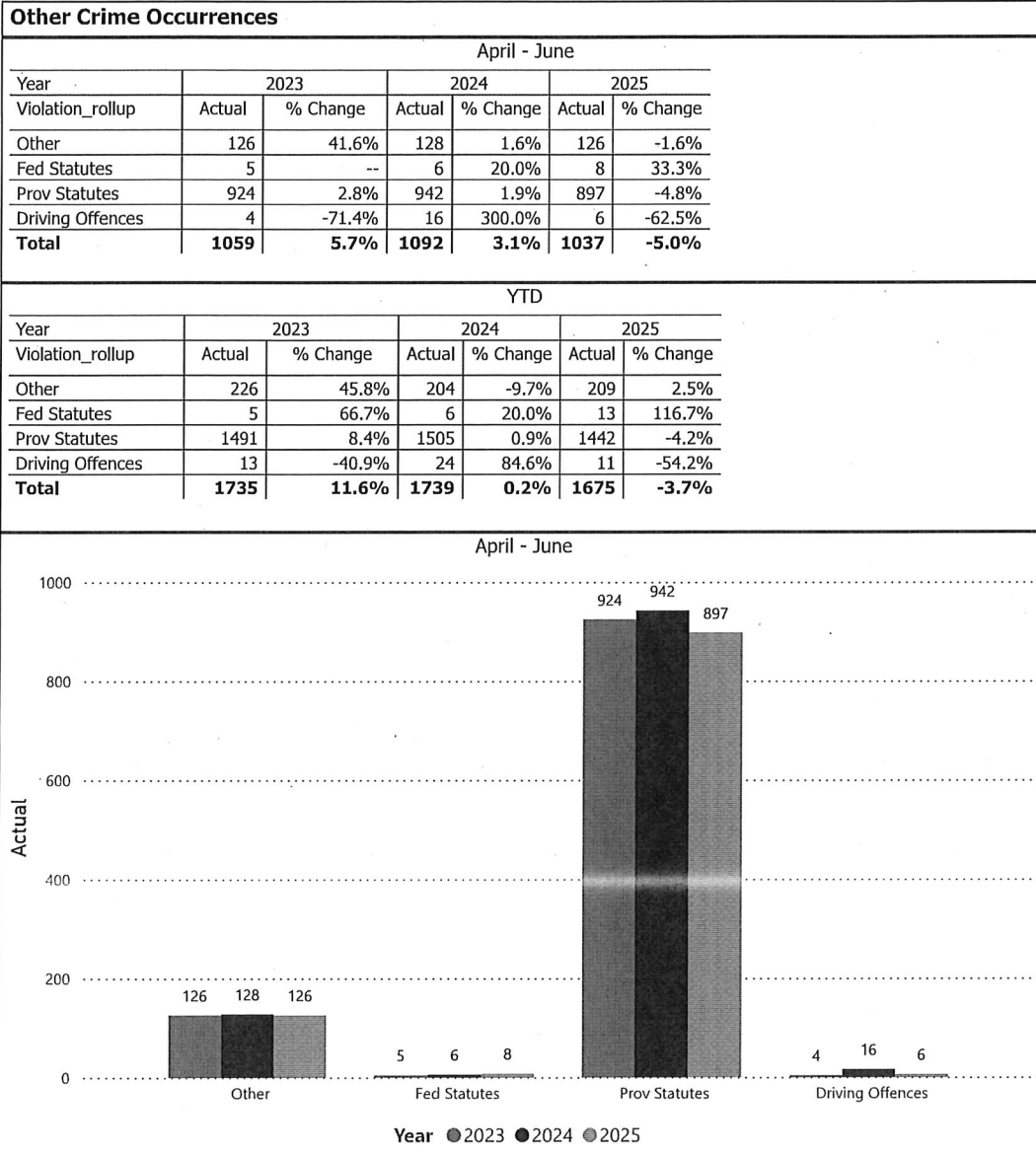
Data source date:

07-Jul-2025

Report Generated on:

11-Jul-2025 2:45:36 PM

**OPP Detachment Board Report  
Records Management System  
April - June 2025**



Detachment: 2L - SIOUX LOOKOUT

Location code(s): 2L00 - SIOUX LOOKOUT

Area(s): 2012 - Sioux Lookout (Jud/Jor/Der/Ver)

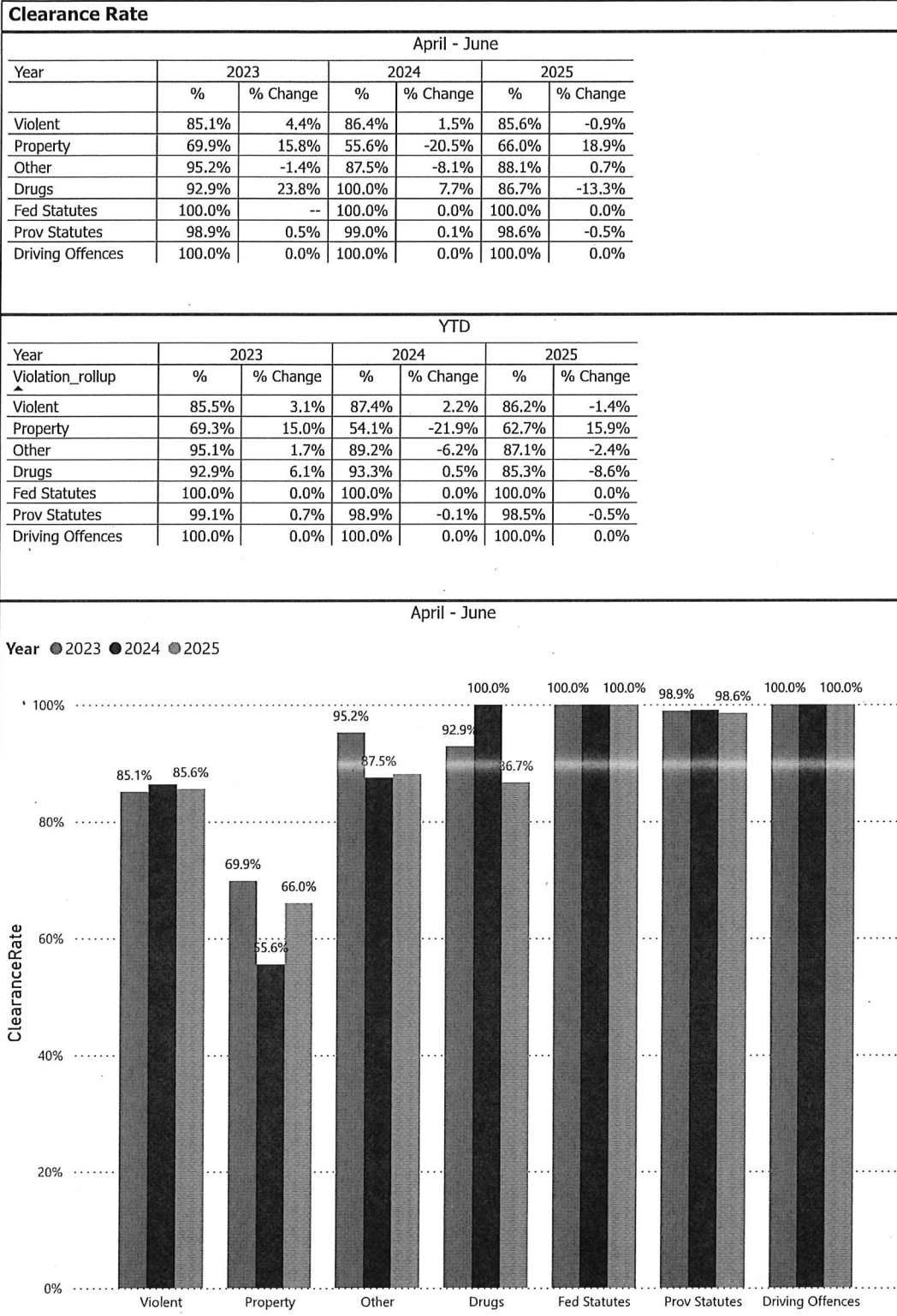
Data source date:

07-Jul-2025

Report Generated on:

11-Jul-2025 2:45:36 PM

**OPP Detachment Board Report  
Records Management System  
April - June 2025**



Detachment: 2L - SIOUX LOOKOUT

Location code(s): 2L00 - SIOUX LOOKOUT

Area(s): 2012 - Sioux Lookout (Jud/Jor/Der/Ver)

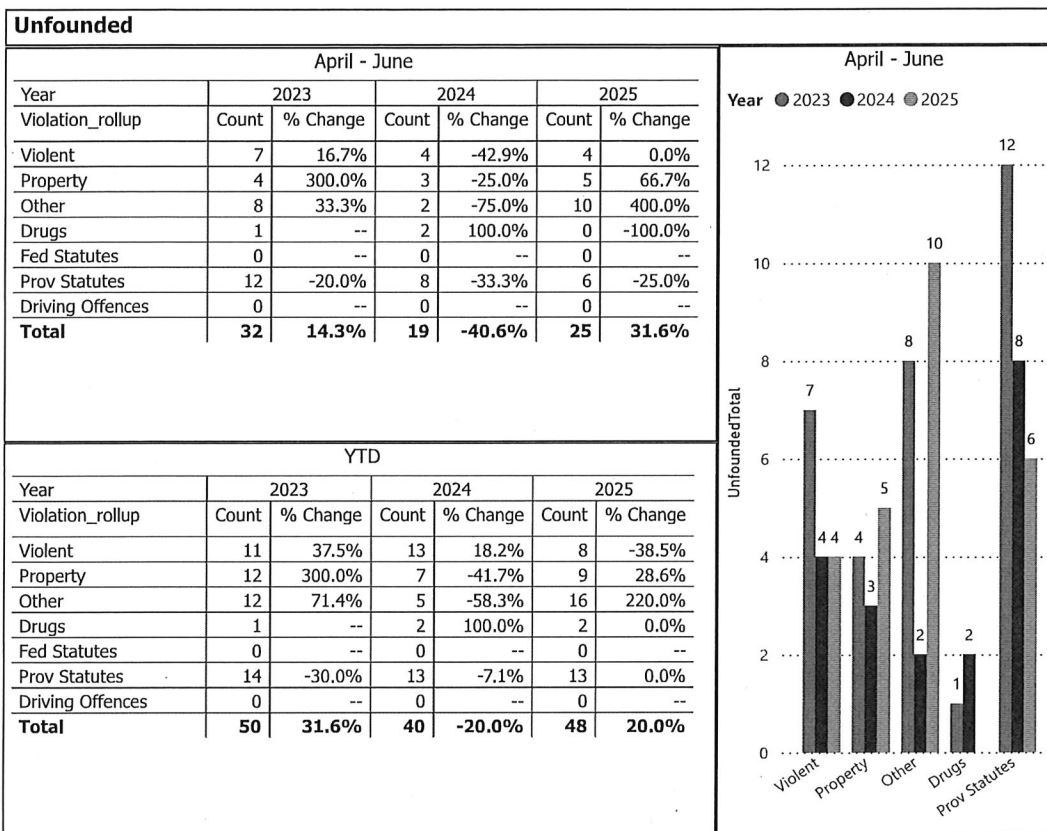
Data source date:

07-Jul-2025

Report Generated on:

11-Jul-2025 2:45:36 PM

# **OPP Detachment Board Report Records Management System April - June 2025**

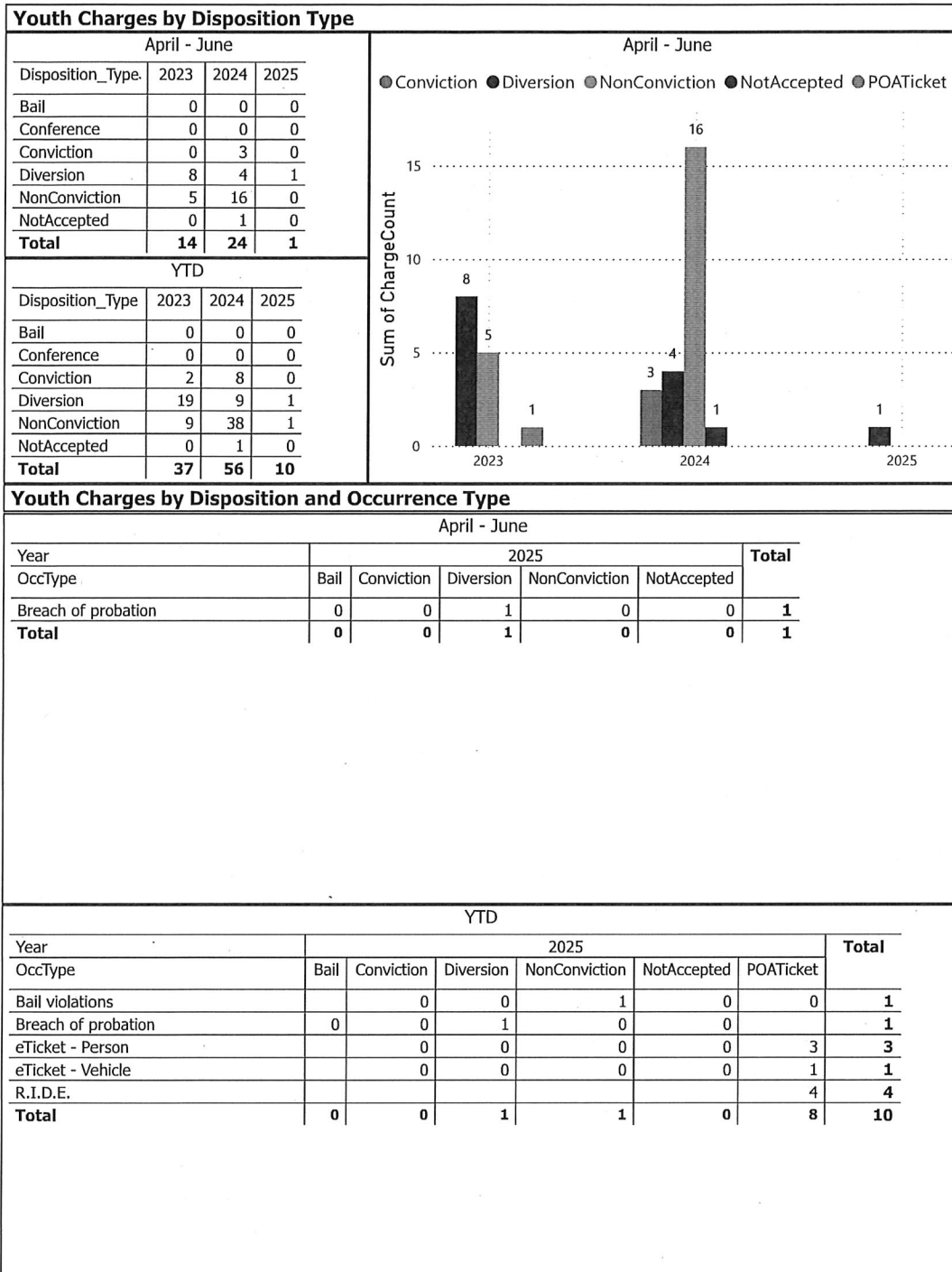


Detachment: 2L - SIOUX LOOKOUT  
Location code(s): 2L00 - SIOUX LOOKOUT

Area(s): 2012 - Sioux Lookout (Jud/Jor/Der/Ver)  
Data source date:  
07-Jul-2025

Report Generated on:  
11-Jul-2025 2:45:36 PM

**OPP Detachment Board Report  
Records Management System  
April - June 2025**



The tables and chart on this page present summarized youth charges by disposition and occurrence type that have been recorded in the OPP Niche RMS application. Of note... the Niche data sourced for this report page only lists youth charges that have had a disposition type entered against them. Therefore, please be aware that the counts of youth charges entries on this report page are under stating the potential sum of youth charges that are in OPP Niche RMS.

Detachment: 2L - SIOUX LOOKOUT

Location code(s): 2L00 - SIOUX LOOKOUT

Area(s): 2012 - Sioux Lookout (Jud/Jor/Der/Ver)

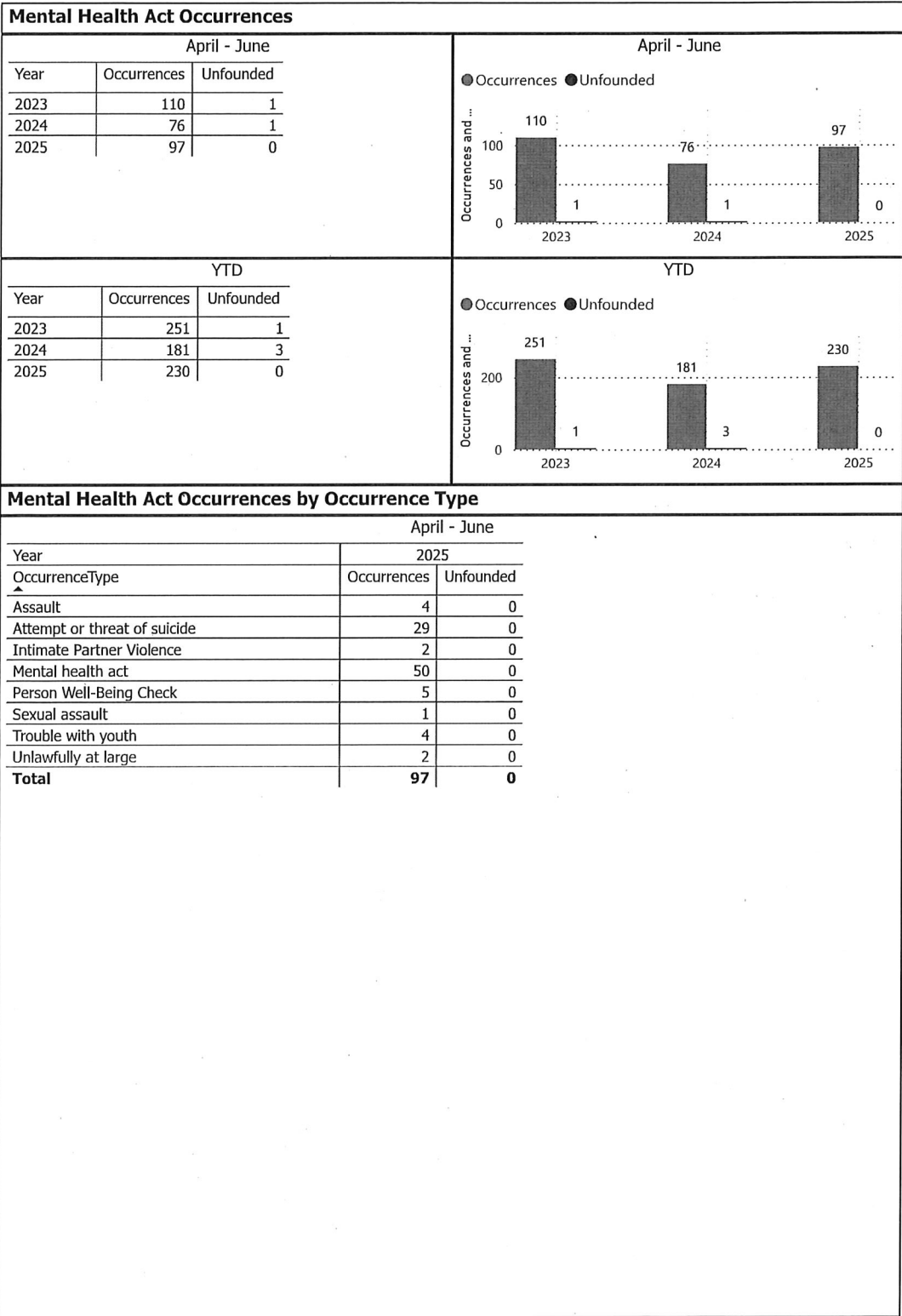
Data source date:

07-Jul-2025

Report Generated on:

11-Jul-2025 2:48:54 PM

OPP Detachment Board Report  
Records Management System  
April - June 2025



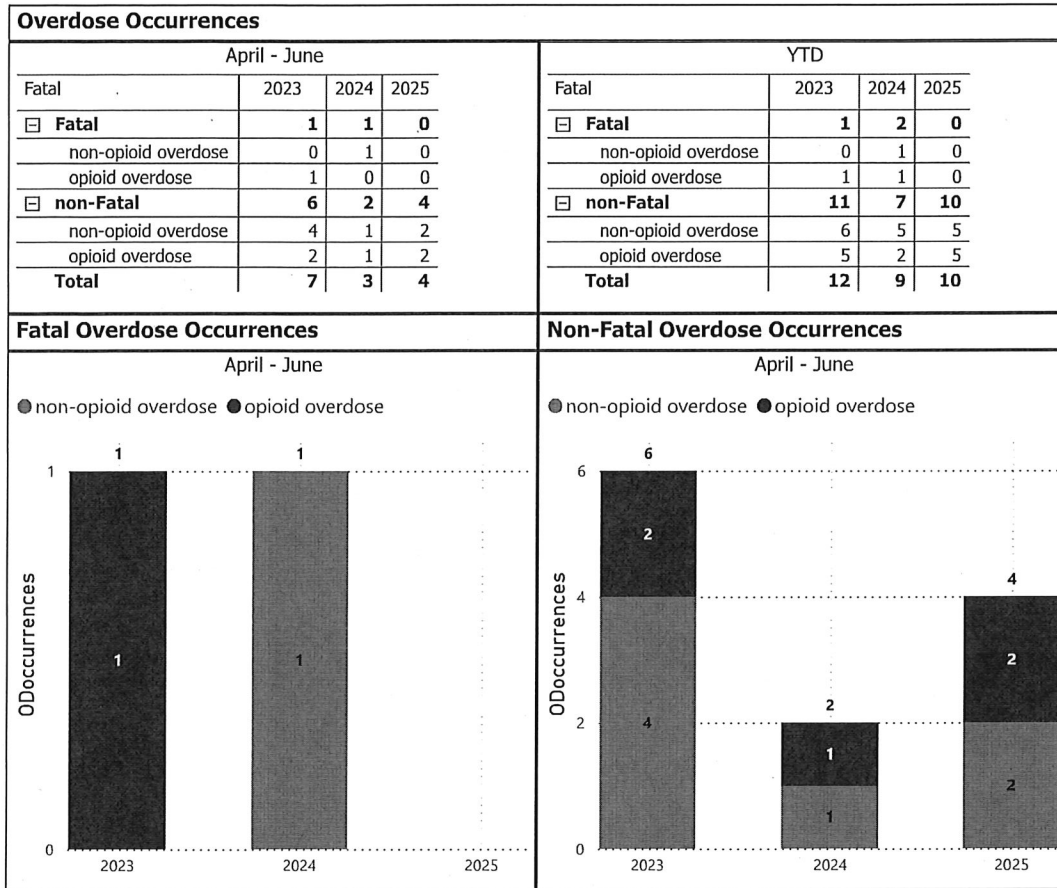
Detachment: 2L - SIOUX LOOKOUT  
Location code(s): 2L00 - SIOUX LOOKOUT

Area(s): 2012 - Sioux Lookout (Jud/Jor/Der/Ver)  
Data source date:  
07-Jul-2025

Report Generated on:  
11-Jul-2025 2:45:36 PM



**OPP Detachment Board Report  
Records Management System  
April - June 2025**



Detachment: 2L - SIOUX LOOKOUT

Location code(s): 2L00 - SIOUX LOOKOUT

Area(s): 2012 - Sioux Lookout (Jud/Jor/Der/Ver)

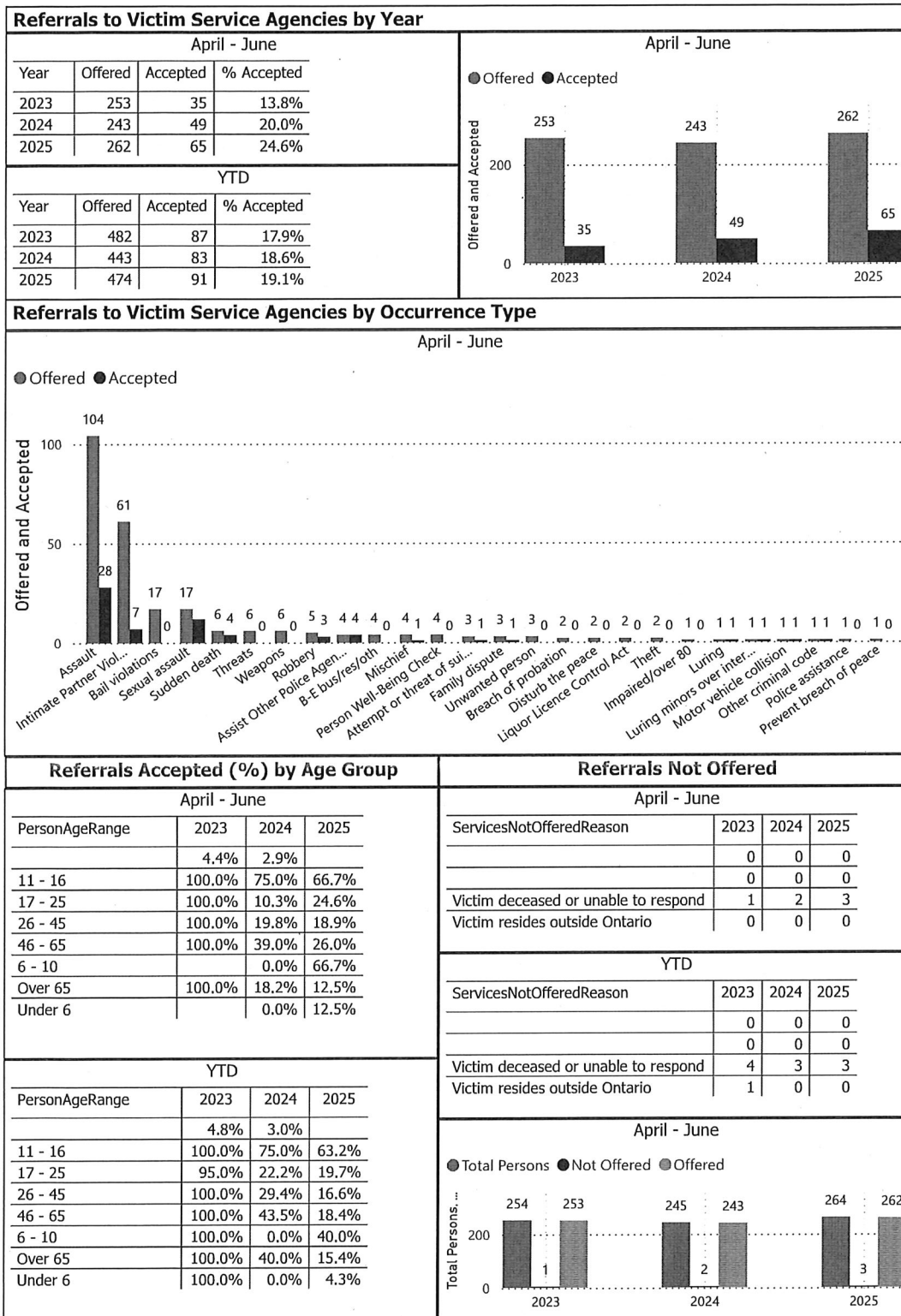
Data source date:

07-Jul-2025

Report Generated on:

11-Jul-2025 2:45:36 PM

# OPP Detachment Board Report Records Management System April - June 2025



Detachment: 2L - SIOUX LOOKOUT

Location code(s): 2L00 - SIOUX LOOKOUT

Area(s): 2012 - Sioux Lookout (Jud/Jor/Der/Ver)

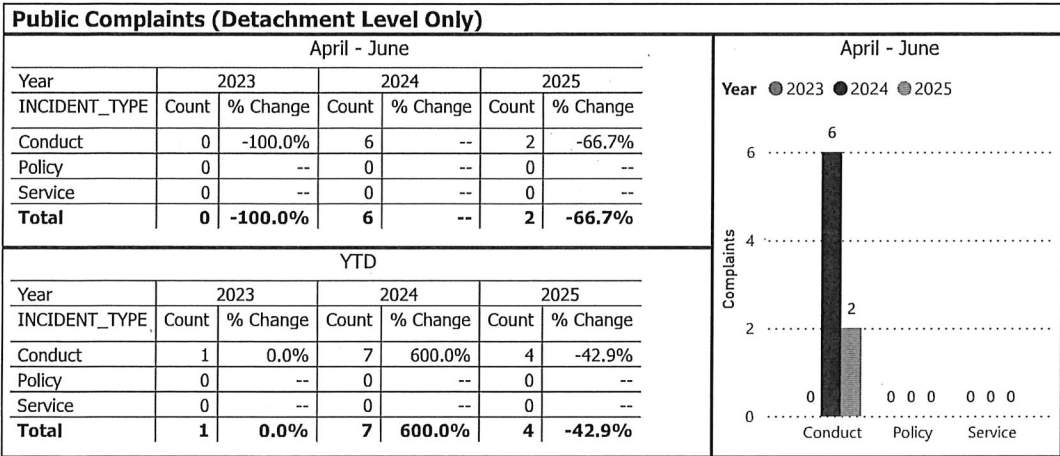
Data source date:

07-Jul-2025

Report Generated on:

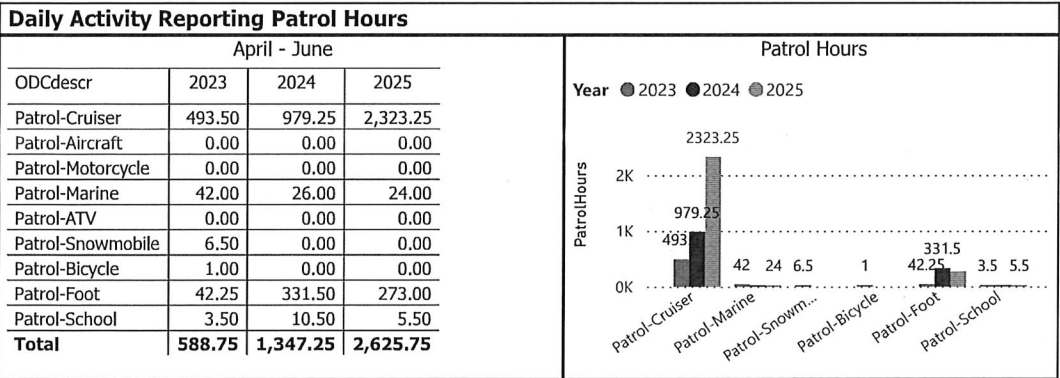
11-Jul-2025 2:45:36 PM

OPP Detachment Board Report  
Records Management System  
April - June 2025



Data source: RMS Data Feed  
Ontario Provincial Police, Professional Standards Bureau Commander Reports - File Manager System  
Data source date:  
07-Jul-2025

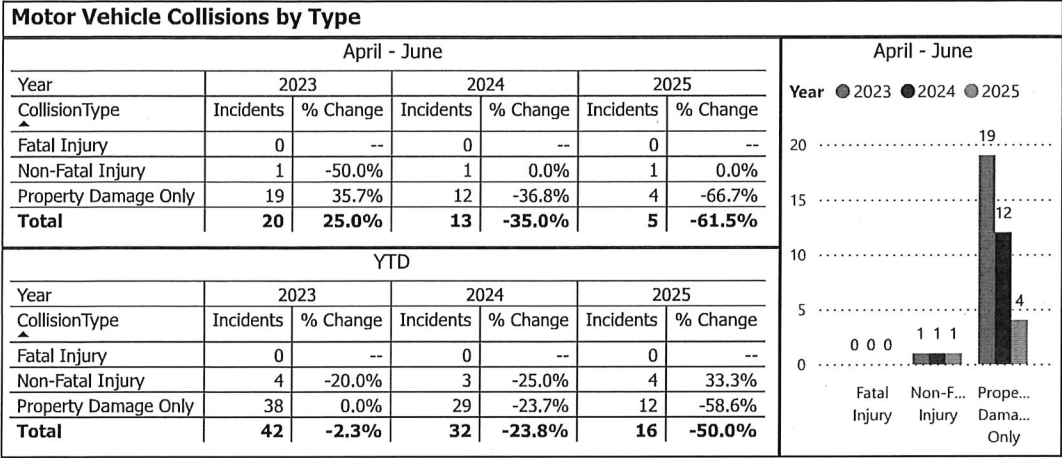
Daily Activity Reporting



Data source (Daily Activity Reporting System) date:  
07-Jul-2025

Detachment: 2L - SIOUX LOOKOUT  
Location code(s): 2L00 - SIOUX LOOKOUT

OPP Detachment Board Report  
Collision Reporting System  
April - June 2025




Data source (Collision Reporting System) date:  
07-Jul-2025

Detachment: 2L - SIOUX LOOKOUT  
Location code(s): 2L00 - SIOUX LOOKOUT

Area(s): 2012 - Sioux Lookout (Jud/Jor/Der/Ver)  
Data source date:  
07-Jul-2025

Report Generated on:  
11-Jul-2025 2:45:36 PM

## OPP Detachment Board Report Records Management System April - June 2025



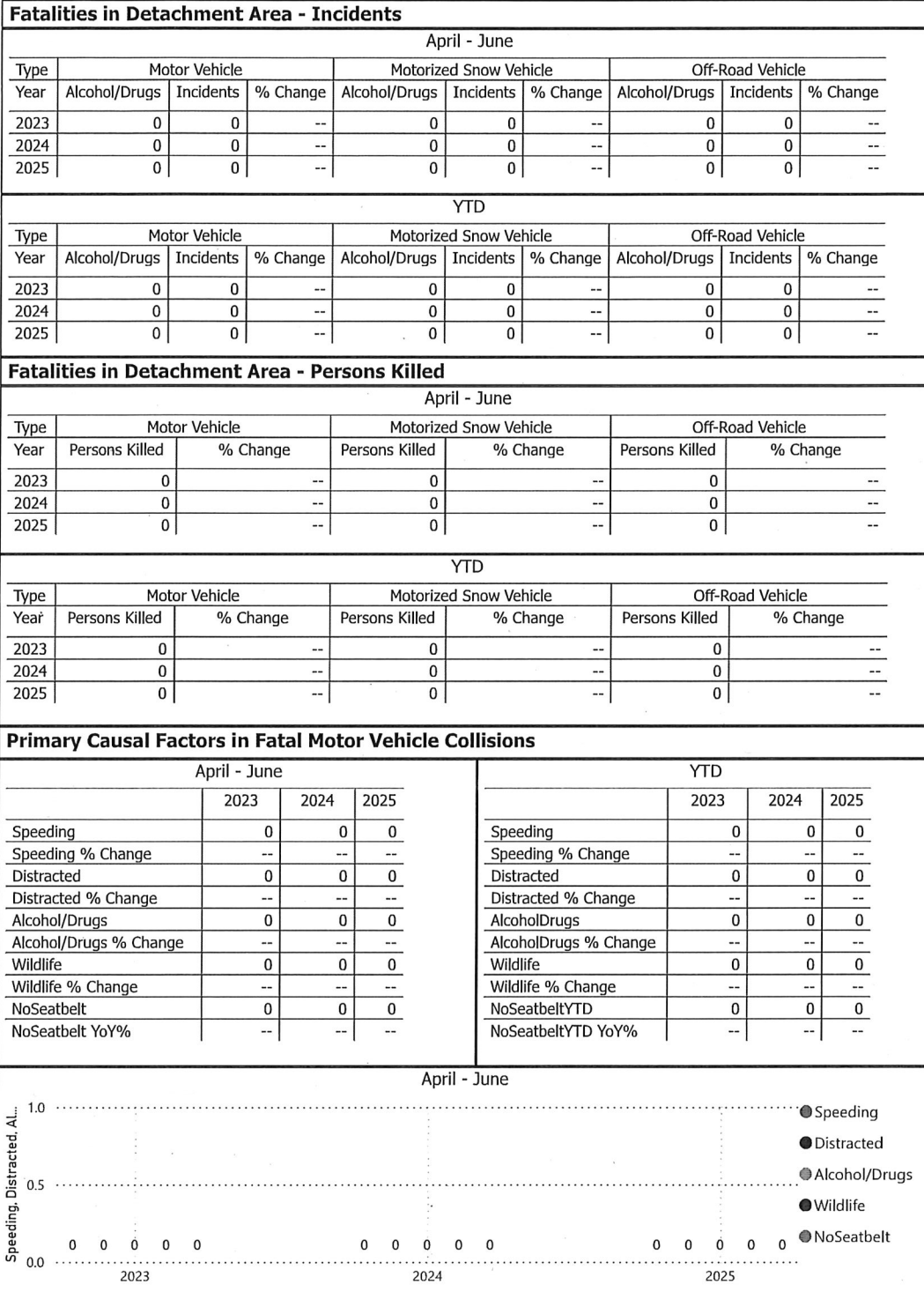
*Note: The eTicketing system was not fully implemented until the end of 2022, therefore data is only available beginning in 2023. % Change in 2023 may appear higher in this report due to the incomplete 2022 data.*

Detachment: 2L - SIOUX LOOKOUT  
Location code(s): 2L00 - SIOUX LOOKOUT

Area(s): 2012 - Sioux Lookout (Jud/Jor/Der/Ver)  
Data source date:  
7-Jul-25

Report Generated on:  
11-Jul-2025 2:47:10 PM

**OPP Detachment Board Report  
Collision Reporting System  
April - June 2025**



Data source (Collision Reporting System) date:

07-Jul-2025

Detachment: 2L - SIOUX LOOKOUT

Location code(s): 2L00 - SIOUX LOOKOUT

Area(s): 2012 - Sioux Lookout (Jud/Jor/Der/Ver)

Data source date:

07-Jul-2025

Report Generated on:

11-Jul-2025 2:45:36 PM

**OPP Detachment Board Report**  
Report Information Page

**Report Data Source Information:****Data Sources Utilized**

- Niche RMS – CTSB Data Feed
- Collision Reporting System (eCRS)
- POIB File Manager
- Daily Activity Reporting System

**Niche RMS**

RMS data presented in this report is dynamic in nature and any numbers may change over time as the OPP continue to investigate and solve crime.

The following report tabs acquire their data from the OPP Niche RMS – CTSB Data Feed

- Complaints (Public Complaints Section Only)
- Charges
- Warnings
- Violent Crime
- Property Crime
- Drug Crime
- Clearance Rate
- Unfounded
- Other Crime
- Youth Charges
- MHA – Mental Health Act
- Overdose
- Victim Services

**Collision Reporting System (eCRS)**

Traffic related data for Collisions and Fatalities are collected from the OPP eCRS application.

The following report tabs acquire their data from the OPP eCRS (Collision Reporting System)

- Collisions
- Fatalities

**DAR (Daily Activity Reporting)**

Patrol hours are collected from the OPP DAR application.

The following report tabs acquire their data from the OPP DAR (Daily Activity Reporting)

- Complaints (Patrol Hours Section Only)