



Ontario Provincial Police

Pickle Lake Detachment

Second Quarter Report

April - June 2025

Detachment Commander: Inspector Michael KREISZ

Operations Manager: Staff Sergeant Russ SAUDINO

"Working together through engagement Education and Enforcement to identify

Proactive and Innovative strategies to keep our community safe"

Calls For Service (CFS) Billing Summary Report

KENORA Dist. - Pickle Lake Tp

Max Date Loaded Jul 11, 2025

Billing Category <i>(Billing categories below do not match traditional crime groupings)</i>	2025				2024			
	April to June	Year to Date	Time Std	YTD Weighted Hrs	April to June	Year to Date	Time Std	YTD Weighted Hrs
Violent Criminal Code	19	41	14.80	606.80 1	18	39	14.80	577.20
Property Crime Violations	9	21	6.20	130.20 2	13	20	6.20	124.00
Other Criminal Code Violations (Excluding traffic)	15	30	7.10	213.00 3	13	20	7.10	142.00
Drug Possession			5.90	4	1	1	5.90	5.90
Operational	86	184	3.90	717.60 6	62	151	3.90	588.90
Operational2	4	6	1.70	10.20 7	6	12	1.70	20.40
Statutes & Acts	19	41	3.50	143.50 8	13	33	3.50	115.50
Traffic	2	11	3.80	41.80 9	2	10	3.80	38.00
Total	154	334		1,863.10	128	286		1,611.90

Note to Detachment Commanders:

- The content of each report is to be shared by the Detachment Commander only with the municipality for which it was generated. The municipality may treat this as a public document and distribute it as they wish.
- All data is sourced from the Niche RMS application. Included are 'reported' occurrences (actuals and unfounded occurrences) for 'billable' occurrences ONLY. Data is refreshed on a weekly basis.
- The Traffic category includes motor vehicle collision (MVC) occurrences entered into Niche (UCR code 8521). MVCs are NOT sourced from the eCRS application for this report.
- Only the primary violation is counted within an occurrence.
- Time standards displayed are for the 2025 billing period.

Note to Municipalities:

- Data contained within this report is dynamic in nature and numbers will change over time as the Ontario Provincial Police continues to investigate and solve crime.
- This report is NOT to be used for crime trend analysis as not all occurrences are included.
- Data groupings within this report do not match traditional crime groupings seen in other public reports such as the OPP Detachment Board reports or Statistics Canada reporting.

Calls For Service (CFS) Billing Summary Report - Detail

Max Date Loaded Jul 11, 2025

Billing Category: Violent Criminal Code

 KENORA Dist. - Pickle Lake Tp
2025

Offence	2025				2024			
	April to June	Year to Date	Time Std	YTD Weighted Hrs	April to June	Year to Date	Time Std	YTD Weighted Hrs
Assault - Level 1	9	21	14.80	310.80	1	7	16	236.80
Assault Peace Officer			14.80	1		1	5	74.00
Assault With Weapon or Causing Bodily Harm - Level 2	6	9	14.80	133.20	1	1	3	44.40
Criminal Harassment			14.80	1		1	1	14.80
Extortion			14.80	14.80	1			14.80
Forcible confinement	1	1	14.80	14.80	1			14.80
Sexual Assault	1	4	14.80	59.20	1	3	4	59.20
Sexual Interference			14.80	1		2	2	29.60
Using firearm (or imitation) in commission of offence			14.80	1			1	14.80
Utter Threats to Person	2	5	14.80	74.00	1	3	7	103.60
Total	19	41		606.80	18	39		577.20

Calls For Service (CFS) Billing Summary Report - Detail Max Date Loaded Jul 11, 2025
KENORA Dist. - Pickle Lake Tp
2025

Billing Category: Property Crime Violations Offence	2025				2024			
	April to June	Year to Date	Time Std	YTD Weighted Hrs	April to June	Year to Date	Time Std	YTD Weighted Hrs
Break & Enter		2	6.20	12.40 2	5	5	6.20	31.00
Fraud - False Pretence Under \$5,000			6.20	2	1	1	6.20	6.20
Fraud - Fraud through mails	1	1	6.20	6.20 2			6.20	
Fraud - Money/property/security Over \$5,000	1	1	6.20	6.20 2		1	6.20	6.20
Fraud - Money/property/security Under \$5,000		2	6.20	12.40 2	1	2	6.20	12.40
Mischief	1	5	6.20	31.00 2	3	5	6.20	31.00
Mischief - Interfere with lawful use, enjoyment of property	1	3	6.20	18.60 2	1	1	6.20	6.20
Personation with Intent (fraud)			6.20	2		1	6.20	6.20
Property Damage			6.20	2	1	1	6.20	6.20
Theft of Motor Vehicle			6.20	2		1	6.20	6.20
Theft Under \$5,000 - Master Code	1	1	6.20	6.20 2			6.20	
Theft Under \$5,000 - Other Theft	2	2	6.20	12.40 2			6.20	
Theft Under \$5,000 - Persons		1	6.20	6.20 2			6.20	
Theft Under \$5,000 - Trailers	1	1	6.20	6.20 2			6.20	
Theft Under \$5,000 SHOPLIFTING	1	2	6.20	12.40 2	1	2	6.20	12.40
Total	9	21		130.20	13	20		124.00

Calls For Service (CFS) Billing Summary Report - Detail						Max Date Loaded Jul 11, 2025			
Billing Category: Other Criminal Code Violations (Excluding traffic)						KENORA Dist. - Pickle Lake Tp			
						2025			
Offence	April to June	Year to Date	Time Std	YTD Weighted Hrs		April to June	Year to Date	Time Std	YTD Weighted Hrs
Bail Violations - Fail To Comply	8	20	7.10	142.00	3	8	12	7.10	85.20
Breach of Probation	2	2	7.10	14.20	3			7.10	
Breach of Recognizance (811)			7.10		3	1	1	7.10	7.10
Child Pornography - Possess child pornography		1	7.10	7.10	3			7.10	
Disturb the Peace	3	3	7.10	21.30	3	3	6	7.10	42.60
Obstruct Public Peace Officer			7.10		3	1	1	7.10	7.10
Offensive Weapons - False Statements		1	7.10	7.10	3			7.10	
Offensive Weapons - Possession of Weapons	1	1	7.10	7.10	3			7.10	
Trespass at Night		1	7.10	7.10	3			7.10	
Utter Threats to Property / Animals	1	1	7.10	7.10	3			7.10	
Total	15	30		213.00		13	20		142.00

Calls For Service (CFS) Billing Summary Report - Detail

Max Date Loaded Jul 11, 2025

Billing Category: Drug Possession

KENORA Dist. - Pickle Lake Tp
2025

2024

Offence	April to June	Year to Date	Time Std	YTD Weighted Hrs	April to June	Year to Date	Time Std	YTD Weighted Hrs
Possession - Cocaine			5.90	.4	1	1	5.90	5.90
Total					1	1		5.90

Calls For Service (CFS) Billing Summary Report - Detail

Max Date Loaded Jul 11, 2025

Billing Category: Drugs

Offence

KENORA Dist. - Pickle Lake Tp

2025

2024

Year to Date

Time Std

YTD Weighted Hrs

April to June

Year to Date

Time Std

YTD Weighted Hrs

Calls For Service (CFS) Billing Summary Report - Detail

Max Date Loaded Jul 11, 2025

KENORA Dist. - Pickle Lake Tp 2025									
Billing Category: Other Criminal Code Violations (Excluding traffic)									
Offence	2025				2024				
	April to June	Year to Date	Time Std	YTD Weighted Hrs	April to June	Year to Date	Time Std	YTD Weighted Hrs	
Animal - Bear Complaint	2	12	3.90	46.80 6	2	5	3.90	19.50	
Animal Bite		1	3.90	3.90 6			3.90		
Animal Stray	1	2	3.90	7.80 6	2	2	3.90	7.80	
Assist Public	20	39	3.90	152.10 6	18	44	3.90	171.60	
Distressed / Overdue Motorist		3	3.90	11.70 6		2	3.90	7.80	
Domestic Disturbance	9	29	3.90	113.10 6	5	11	3.90	42.90	
FAMILY DISPUTE	11	17	3.90	66.30 6	3	8	3.90	31.20	
Fire - Other			3.90	6		2	3.90	7.80	
Found - Personal Accessories			3.90	6		1	3.90	3.90	
Found Property - Master Code			3.90	6		1	3.90	3.90	
Insecure Condition - Building			3.90	6		3	3.90	11.70	
Insecure Condition - Master Code			3.90	6		1	3.90	3.90	
Lost - Others	1	1	3.90	3.90 6			3.90		
Lost Property - Master Code			3.90	6	1	1	3.90	3.90	
Medical Assistance - Other	1	1	3.90	3.90 6			3.90		
Missing Person 12 & older	1	2	3.90	7.80 6			3.90		
Missing Person Located 12 & older	2	2	3.90	7.80 6		1	3.90	3.90	
Neighbour Dispute	2	2	3.90	7.80 6		1	3.90	3.90	
Noise Complaint - Animal		1	3.90	3.90 6			3.90		
Noise Complaint - Master Code	2	2	3.90	7.80 6	2	2	3.90	7.80	
Noise Complaint - Others	1	1	3.90	3.90 6	1	2	3.90	7.80	
Noise Complaint - Residence		2	3.90	7.80 6		1	3.90	3.90	
Noise Complaint - Vehicle			3.90	6		1	3.90	3.90	
Overdose/Suspected Overdose		1	3.90	3.90 6			3.90		
Suspicious Person	1	2	3.90	7.80 6	3	7	3.90	27.30	
Suspicious vehicle	1	1	3.90	3.90 6		2	3.90	7.80	
Trouble with Youth	10	12	3.90	46.80 6	6	10	3.90	39.00	
Unwanted Persons	20	50	3.90	195.00 6	19	43	3.90	167.70	
Vehicle Recovered - Trucks	1	1	3.90	3.90 6			3.90		
Total	86	184		717.60	62	151		588.90	

Calls For Service (CFS) Billing Summary Report - Detail

Max Date Loaded Jul 11, 2025

Billing Category: Operational2

KENORA Dist. - Pickle Lake Tp
2025

2024

Offence	April to June	Year to Date	Time Std	YTD Weighted Hrs	April to June	Year to Date	Time Std	YTD Weighted Hrs
911 call / 911 hang up			1.70	7	1	1	1.70	1.70
False Alarm - Others		1	1.70	1.70	1	1	1.70	1.70
Keep the Peace	4	5	1.70	8.50	5	10	1.70	17.00
Total	4	6		10.20	6	12		20.40

Calls For Service (CFS) Billing Summary Report - Detail

Max Date Loaded Jul 11, 2025

Billing Category: Statutes & Acts

 KENORA Dist. - Pickle Lake Tp
2025

Offence	2025				2024			
	April to June	Year to Date	Time Std	YTD Weighted Hrs	April to June	Year to Date	Time Std	YTD Weighted Hrs
CHILDREN'S LAW REFORM ACT - CUSTODY ORDER		1	3.50	3.50 8			3.50	
Landlord / Tenant	1	2	3.50	7.00 8	1	1	3.50	3.50
Mental Health Act	1	3	3.50	10.50 8		1	3.50	3.50
Mental Health Act - Apprehension	1	1	3.50	3.50 8			3.50	
Mental Health Act - Attempt Suicide	2	4	3.50	14.00 8	1	3	3.50	10.50
Mental Health Act - Threat of Suicide	11	18	3.50	63.00 8	6	11	3.50	38.50
Mental Health Act - Voluntary Transport		3	3.50	10.50 8		5	3.50	17.50
Trespass To Property Act	3	9	3.50	31.50 8	5	12	3.50	42.00
Total	19	41		143.50	13	33		115.50

Calls For Service (CFS) Billing Summary Report - Detail

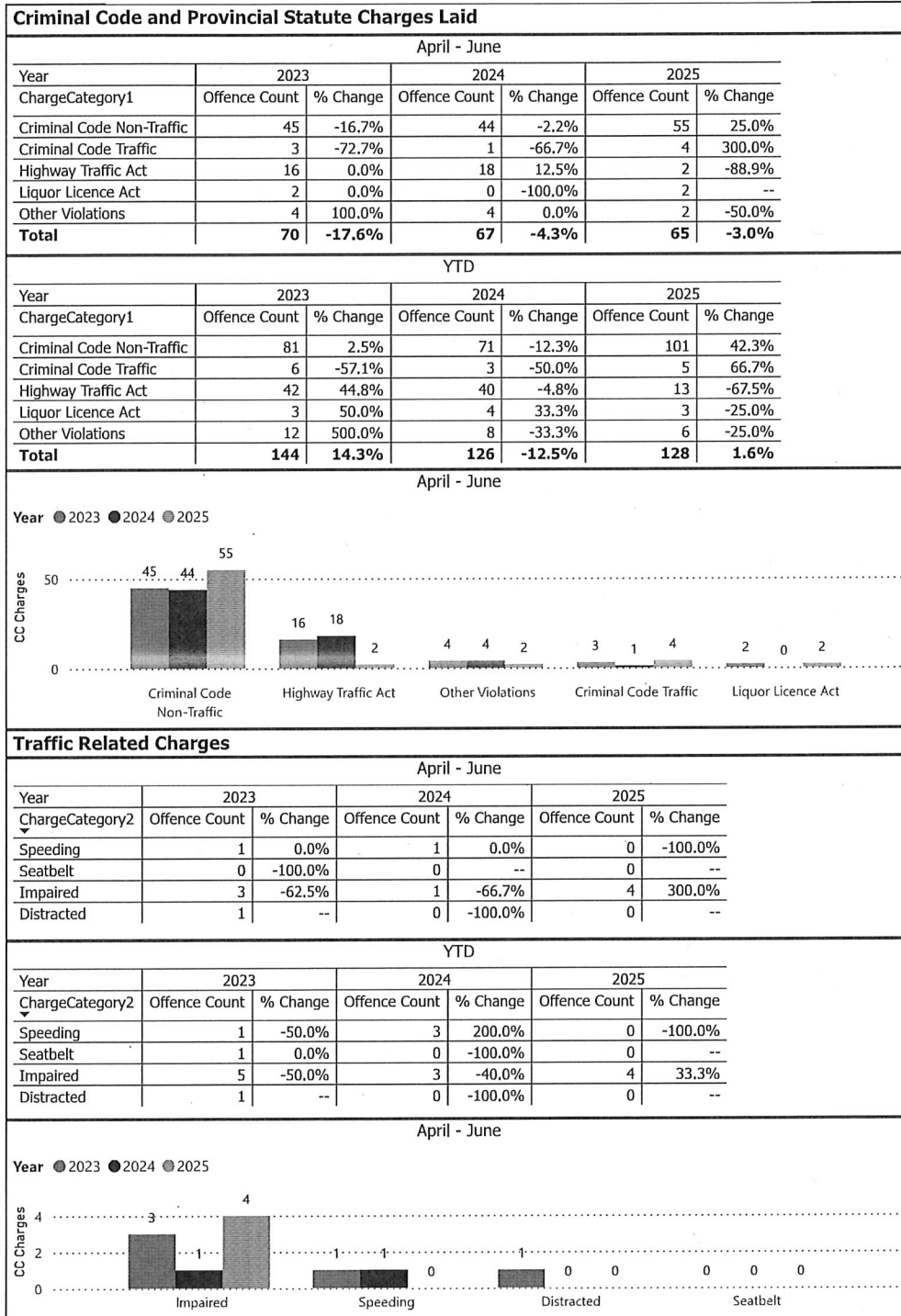
Max Date Loaded Jul 11, 2025

Billing Category: Traffic

KENORA Dist. - Pickle Lake Tp
2025

Offence	2025				2024			
	April to June	Year to Date	Time Std	YTD Weighted Hrs	April to June	Year to Date	Time Std	YTD Weighted Hrs
MVC - PERSONAL INJURY (MOTOR VEHICLE COLLISION)		1	3.80	3.80 9			3.80	
MVC - PROP. DAM. NON REPORTABLE (MOTOR VEHICLE COLLISION)	2	7	3.80	26.60 9	1	7	3.80	26.60
MVC - PROP. DAM. REPORTABLE (MOTOR VEHICLE COLLISION)		3	3.80	11.40 9	1	3	3.80	11.40
Total	2	11		41.80	2	10		38.00

OPP Detachment Board Report
Records Management System
April - June 2025



Detachment: 2L - SIOUX LOOKOUT

Location code(s): 2L20 - PICKLE LAKE

Area(s): 2010 - Pickle Lake

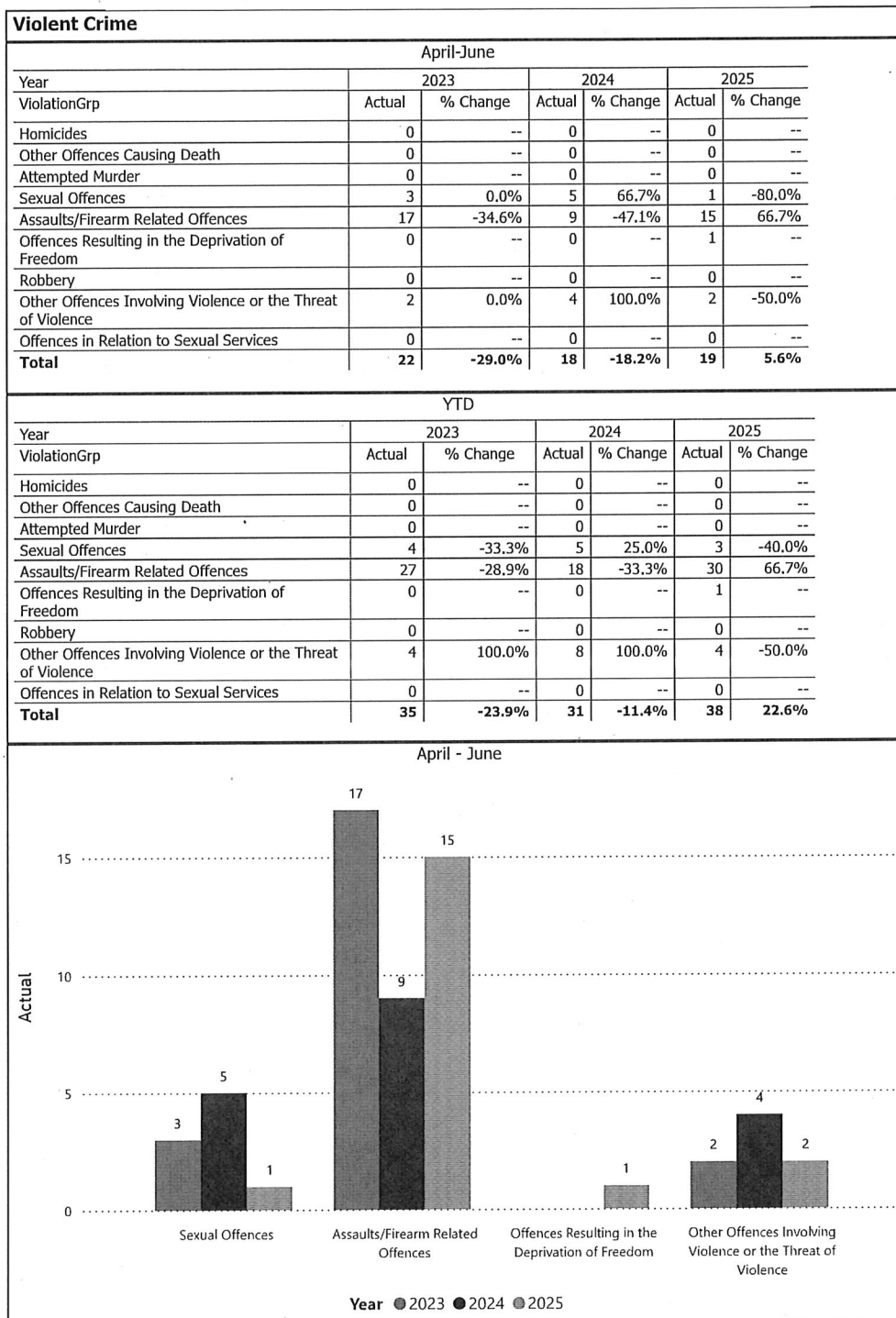
Data source date:

7-Jul-25

Report Generated on:

11-Jul-2025 4:30:37 PM

OPP Detachment Board Report
Records Management System
April - June 2025



Detachment: 2L - SIOUX LOOKOUT

Location code(s): 2L20 - PICKLE LAKE

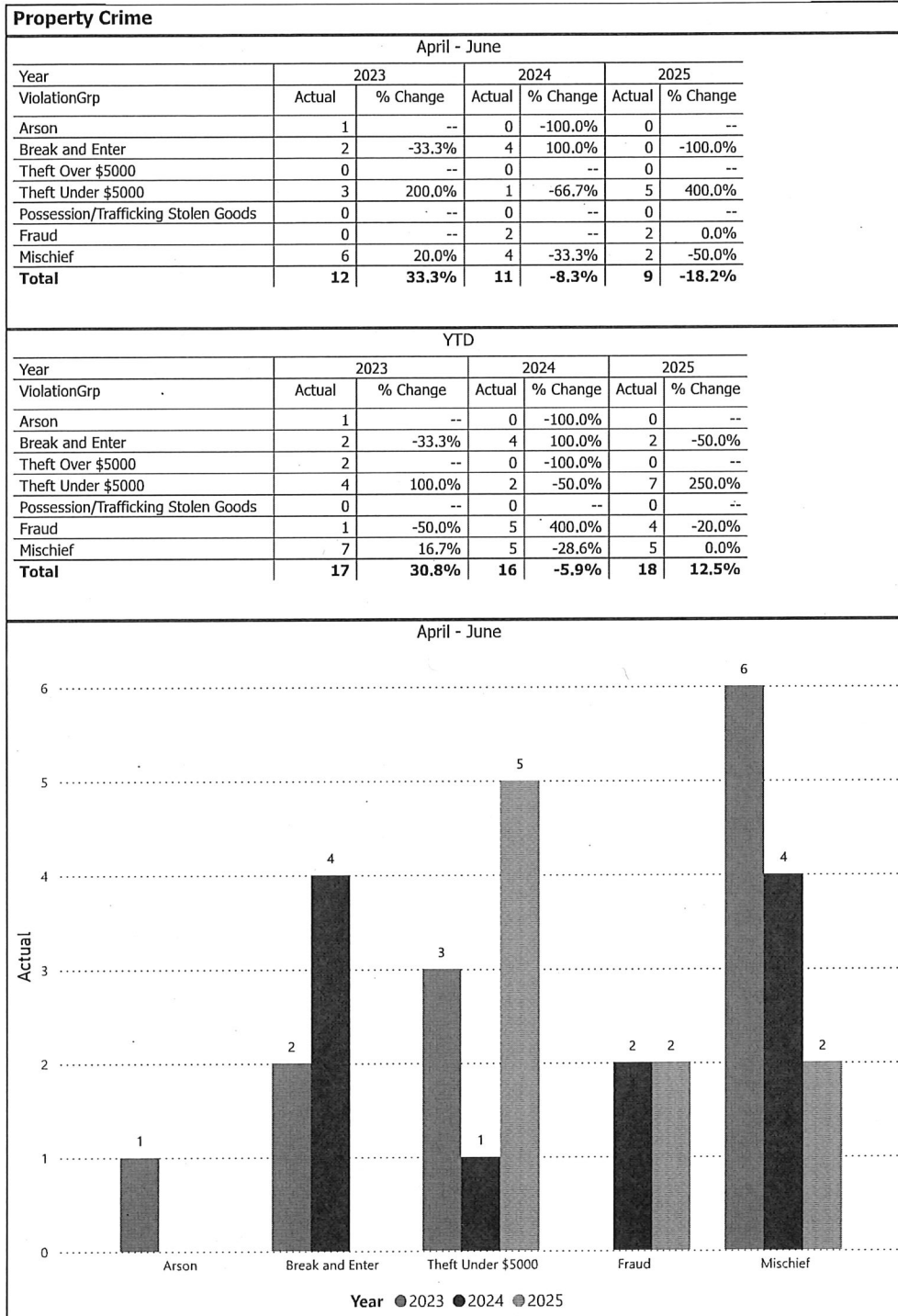
Area(s): 2010 - Pickle Lake

Data source date:

07-Jul-2025

Report Generated on:
11-Jul-2025 4:30:37 PM

OPP Detachment Board Report Records Management System April - June 2025



Detachment: 2L - SIOUX LOOKOUT

Location code(s): 2L20 - PICKLE LAKE

Area(s): 2010 - Pickle Lake

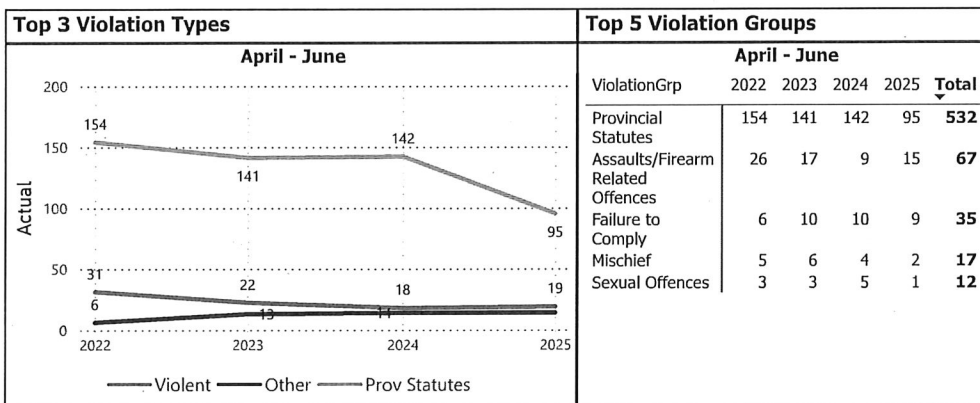
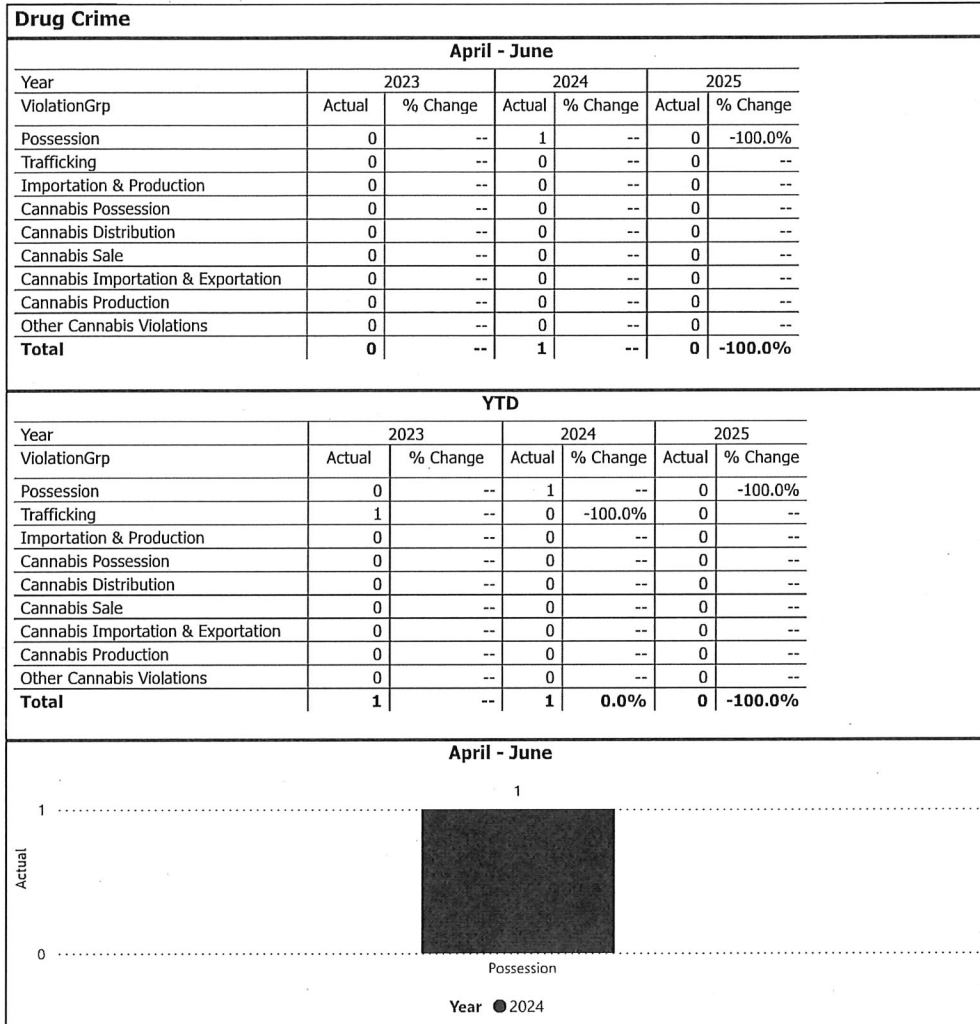
Data source date:

07-Jul-2025

Report Generated on:

11-Jul-2025 4:30:37 PM

**OPP Detachment Board Report
Records Management System
April - June 2025**

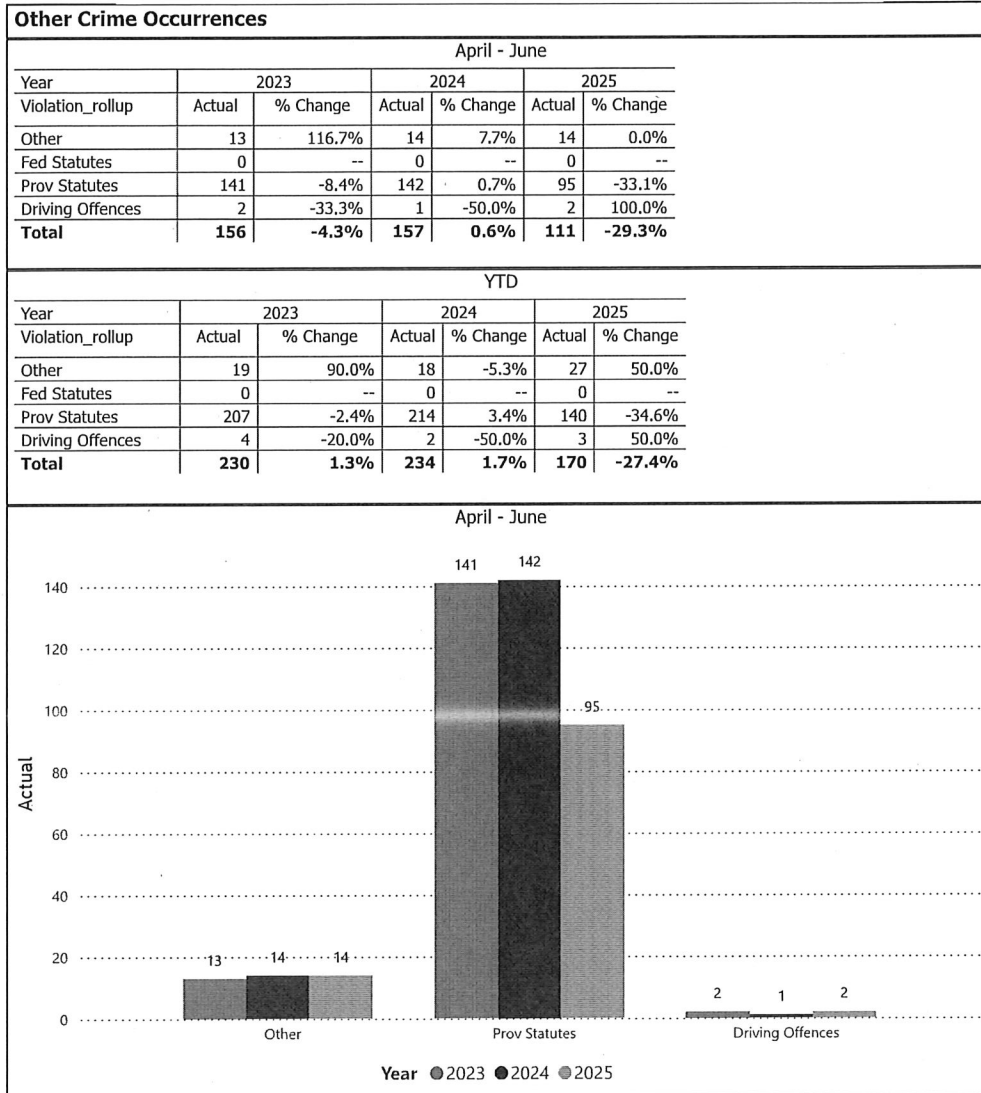


Detachment: 2L - SIOUX LOOKOUT
Location code(s): 2L20 - PICKLE LAKE

Area(s): 2010 - Pickle Lake
Data source date:
07-Jul-2025

Report Generated on:
11-Jul-2025 4:30:37 PM

OPP Detachment Board Report Records Management System April - June 2025

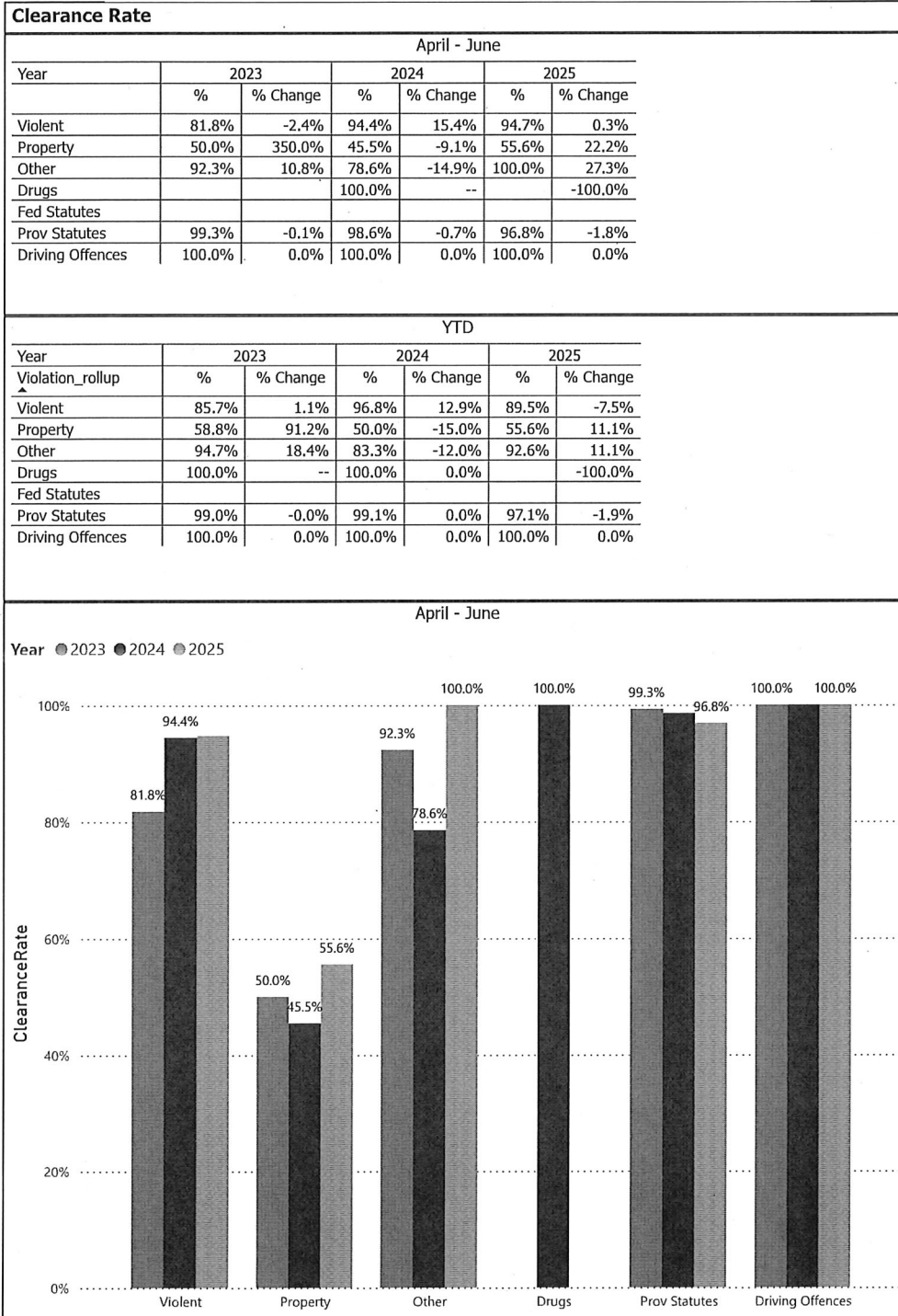


Detachment: 2L - SIOUX LOOKOUT
 Location code(s): 2L20 - PICKLE LAKE

Area(s): 2010 - Pickle Lake
 Data source date:
 07-Jul-2025

Report Generated on:
 11-Jul-2025 4:30:37 PM

OPP Detachment Board Report Records Management System April - June 2025



Detachment: 2L - SIOUX LOOKOUT

Location code(s): 2L20 - PICKLE LAKE

Area(s): 2010 - Pickle Lake

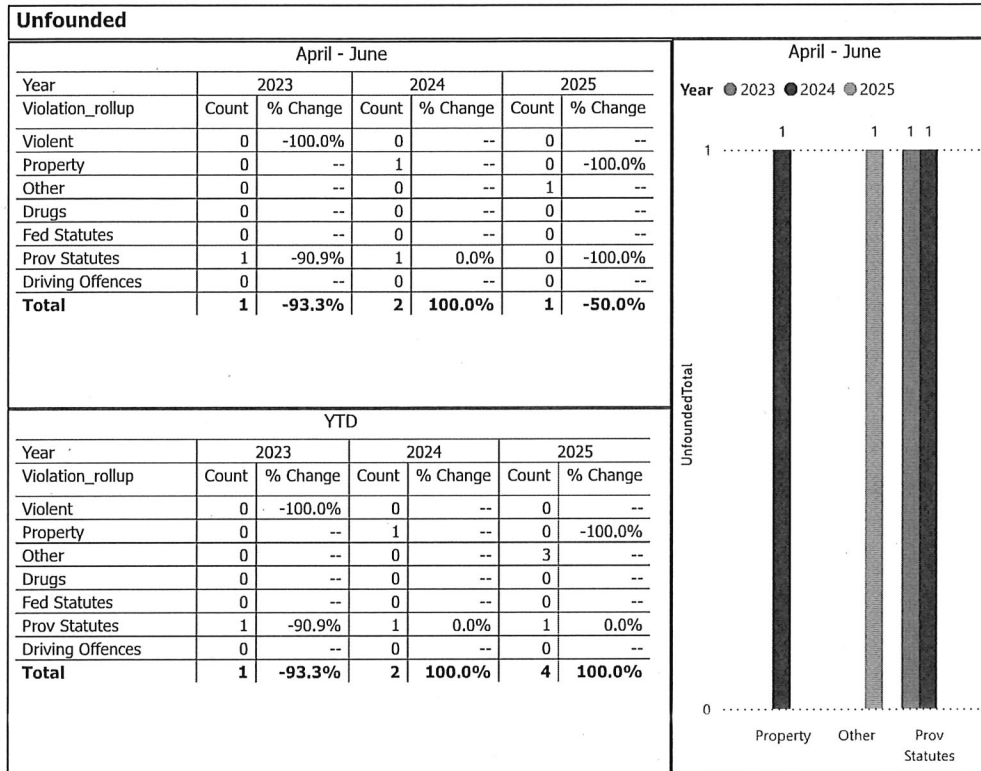
Data source date:

07-Jul-2025

Report Generated on:

11-Jul-2025 4:30:37 PM

**OPP Detachment Board Report
Records Management System
April - June 2025**

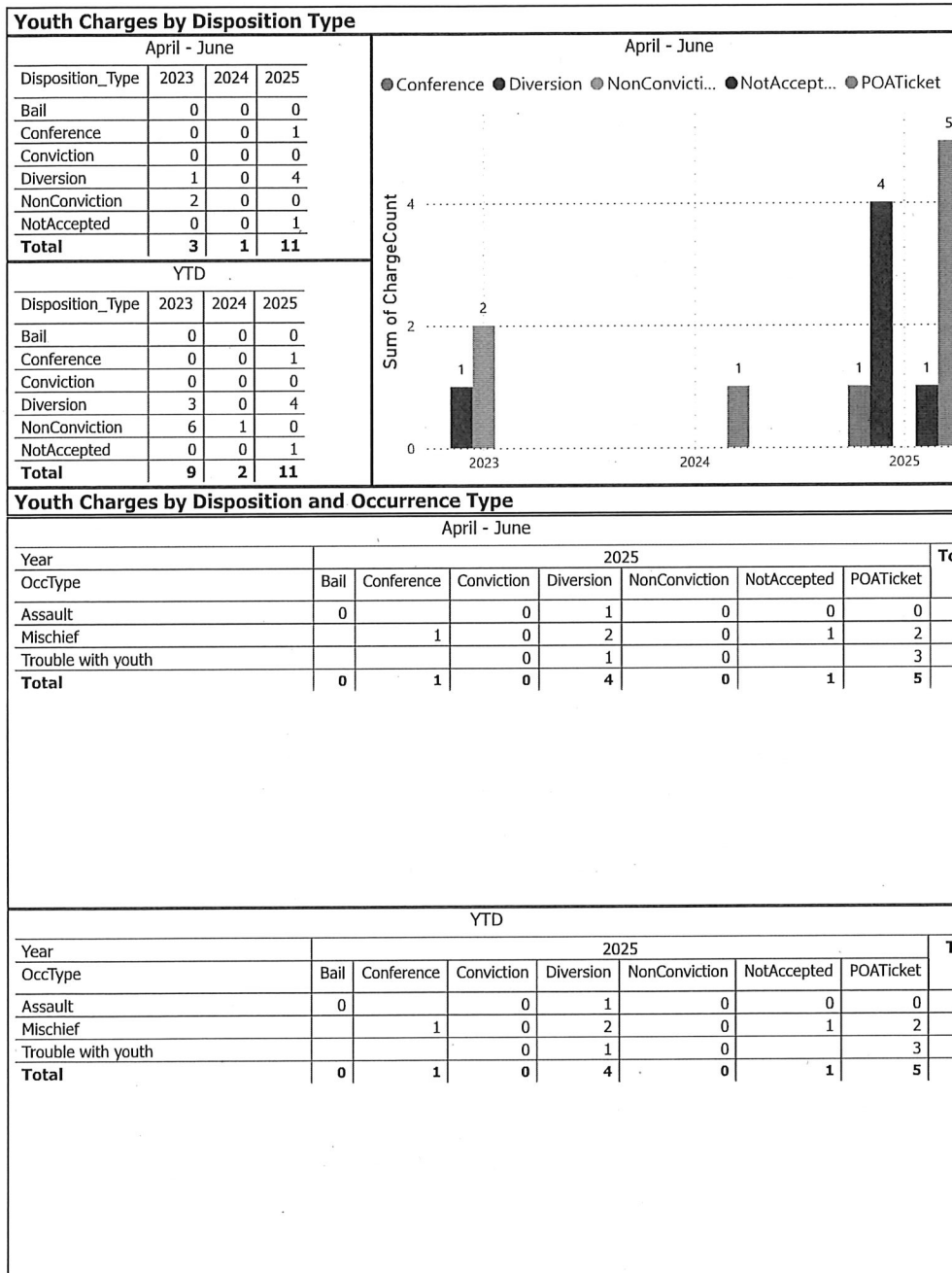


Detachment: 2L - SIOUX LOOKOUT
Location code(s): 2L20 - PICKLE LAKE

Area(s): 2010 - Pickle Lake
Data source date:
07-Jul-2025

Report Generated on:
11-Jul-2025 4:30:37 PM

OPP Detachment Board Report Records Management System April - June 2025



The tables and chart on this page present summarized youth charges by disposition and occurrence type that have been recorded in the OPP Niche RMS application. Of note... the Niche data sourced for this report page only lists youth charges that have had a disposition type entered against them. Therefore, please be aware that the counts of youth charges entries on this report page are under stating the potential sum of youth charges that are in OPP Niche RMS.

Detachment: 2L - SIOUX LOOKOUT

Location code(s): 2L20 - PICKLE LAKE

Area(s): 2010 - Pickle Lake

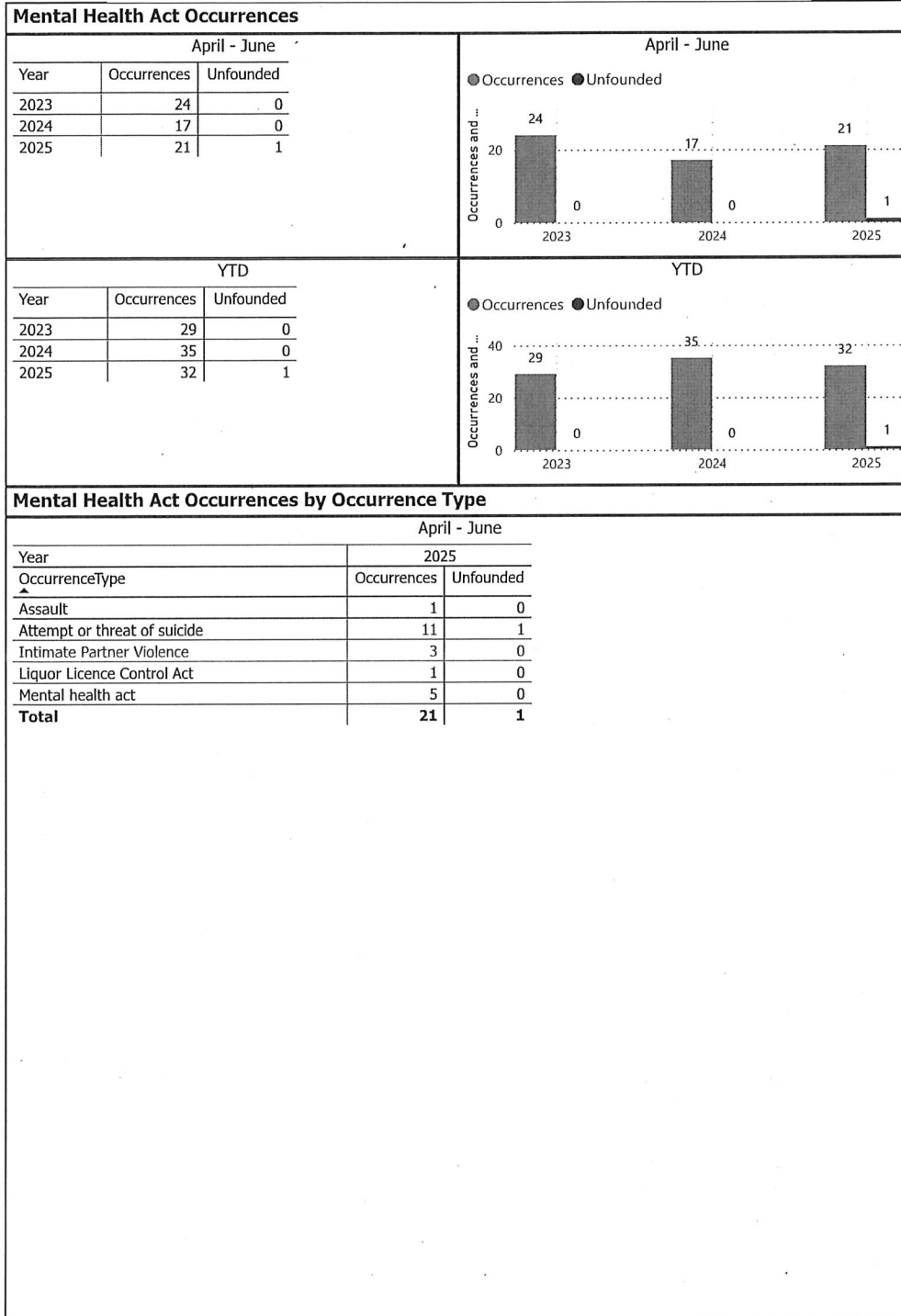
Data source date:

07-Jul-2025

Report Generated on:

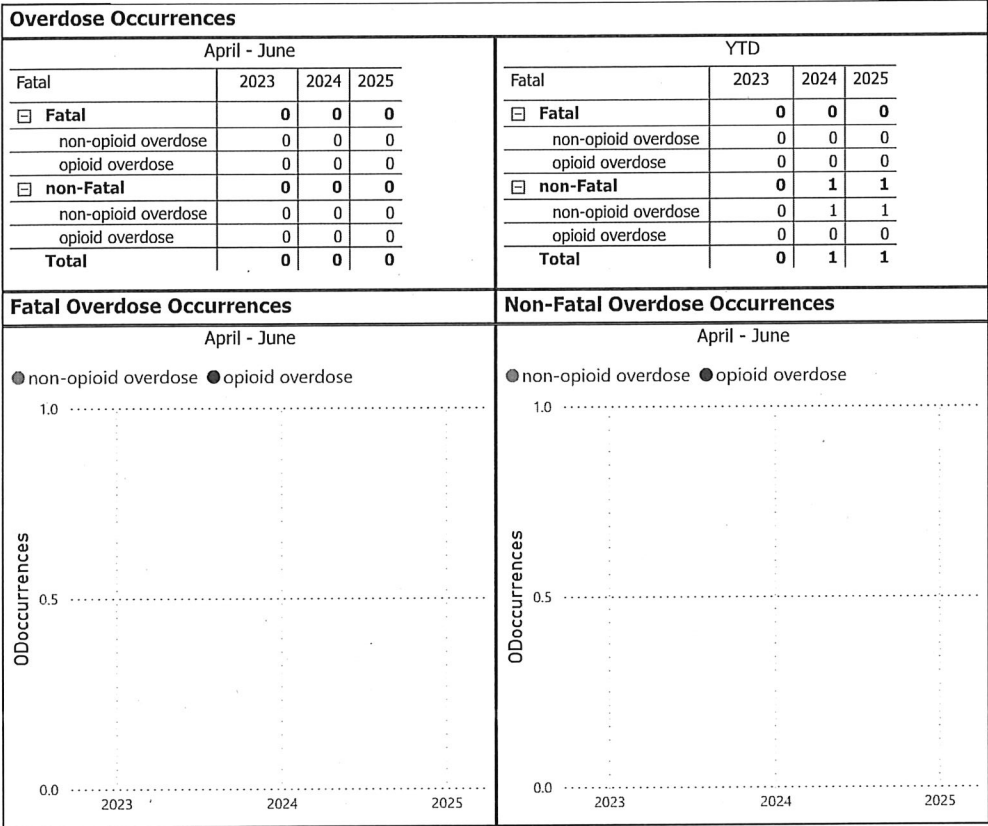
11-Jul-2025 4:35:20 PM

**OPP Detachment Board Report
Records Management System
April - June 2025**



Detachment: 2L - SIOUX LOOKOUT
Location code(s): 2L20 - PICKLE LAKE

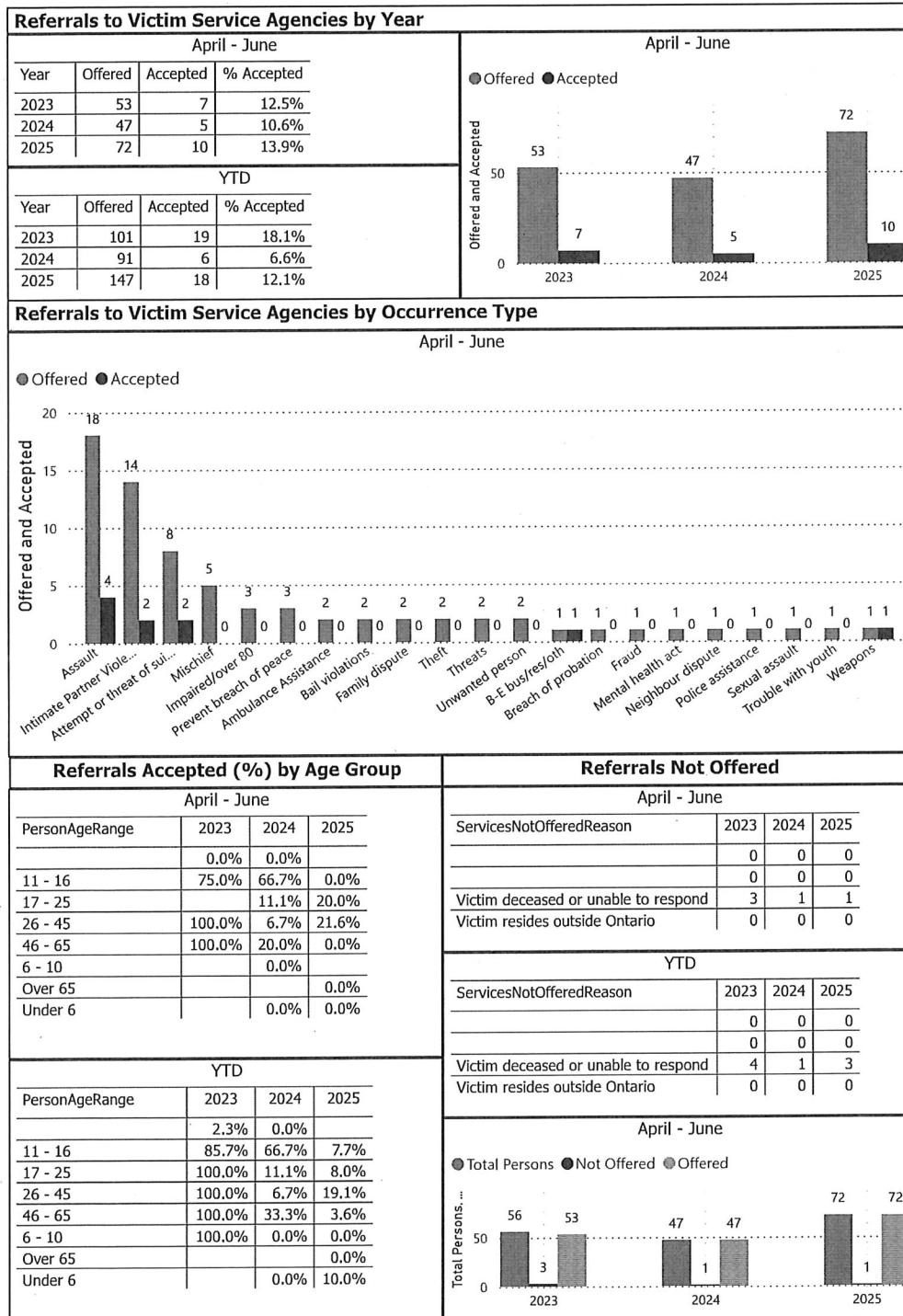
OPP Detachment Board Report
Records Management System
April - June 2025



Detachment: 2L - SIOUX LOOKOUT
Location code(s): 2L20 - PICKLE LAKE

Area(s): 2010 - Pickle Lake
Data source date:
07-Jul-2025

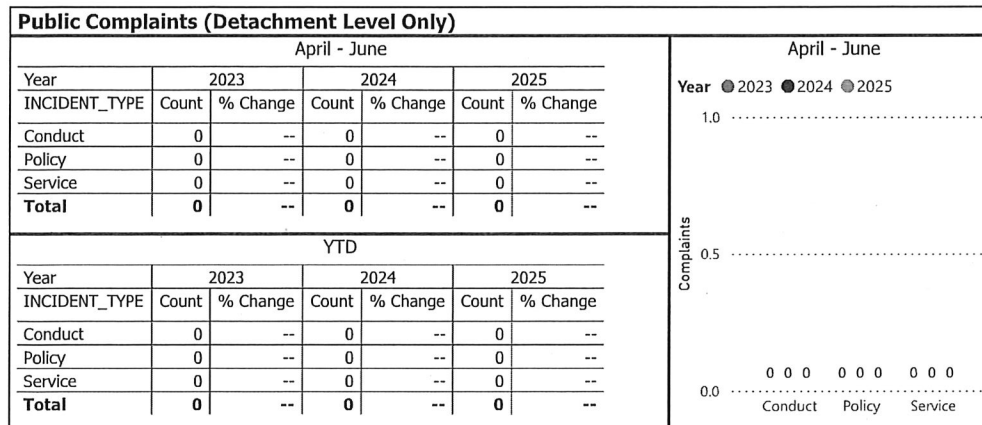
Report Generated on:
11-Jul-2025 4:30:37 PM

**OPP Detachment Board Report
Records Management System
April - June 2025**

Detachment: 2L - SIOUX LOOKOUT

Location code(s): 2L20 - PICKLE LAKE

Area(s): 2010 - Pickle Lake
Data source date:
07-Jul-2025Report Generated on:
11-Jul-2025 4:30:37 PM

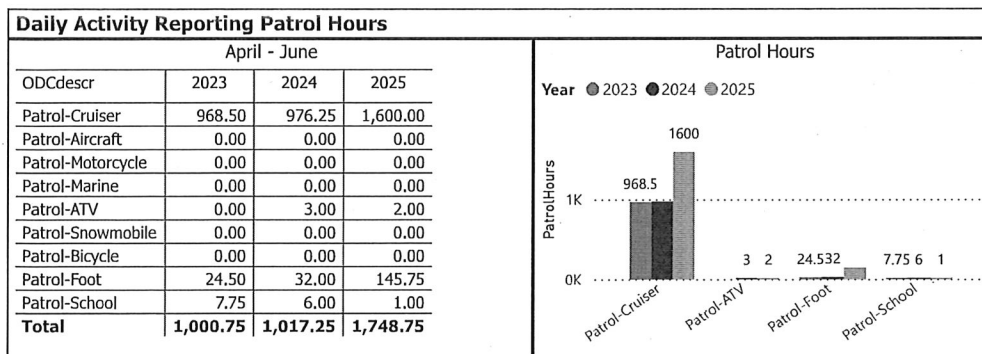
**OPP Detachment Board Report
Records Management System
April - June 2025**

Data source: RMS Data Feed

Ontario Provincial Police, Professional Standards Bureau Commander Reports - File Manager System

Data source date:

(Blank)

Daily Activity Reporting

Data source (Daily Activity Reporting System) date:

07-Jul-2025

Detachment: 2L - SIOUX LOOKOUT

Location code(s): 2L20 - PICKLE LAKE

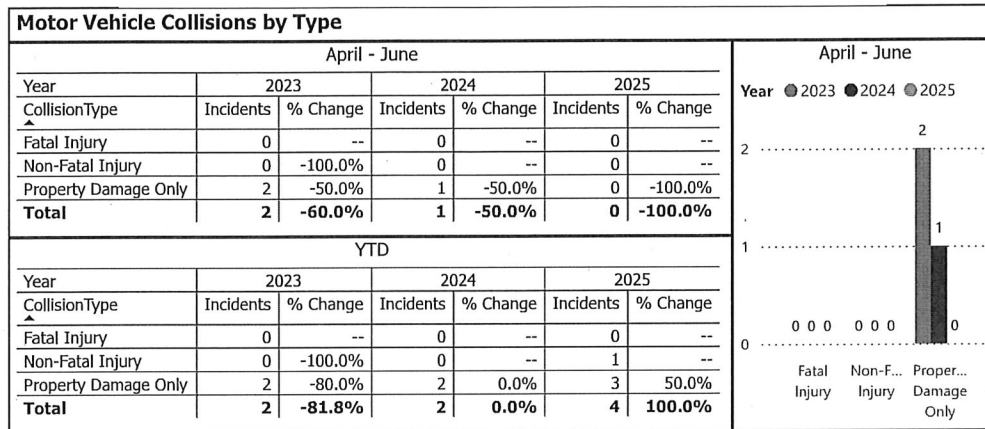
Data source date:

(Blank)

Report Generated on:

11-Jul-2025 4:30:37 PM

OPP Detachment Board Report
Collision Reporting System
April - June 2024




Data source (Collision Reporting System) date:
 07-Jul-2025

Detachment: 2L - SIOUX LOOKOUT
 Location code(s): 2L20 - PICKLE LAKE

Area(s): 2010 - Pickle Lake
 Data source date:
 07-Jul-2025

Report Generated on:
 11-Jul-2025 4:30:37 PM

OPP Detachment Board Report
Records Management System
April - June 2025



Note: The eTicketing system was not fully implemented until the end of 2022, therefore data is only available beginning in 2023. % Change in 2023 may appear higher in this report due to the incomplete 2022 data.

Detachment: 2L - SIOUX LOOKOUT
 Location code(s): 2L20 - PICKLE LAKE

Area(s): 2010 - Pickle Lake
 Data source date:
 7-Jul-25

Report Generated on:
 11-Jul-2025 4:34:08 PM

**OPP Detachment Board Report
Collision Reporting System
April - June 2024**

Fatalities in Detachment Area - Incidents									
April - June									
Type	Motor Vehicle			Motorized Snow Vehicle			Off-Road Vehicle		
Year	Alcohol/Drugs	Incidents	% Change	Alcohol/Drugs	Incidents	% Change	Alcohol/Drugs	Incidents	% Change
2023	0	0	--	0	0	--	0	0	--
2024	0	0	--	0	0	--	0	0	--
2025	0	0	--	0	0	--	0	0	--
YTD									
Type	Motor Vehicle			Motorized Snow Vehicle			Off-Road Vehicle		
Year	Alcohol/Drugs	Incidents	% Change	Alcohol/Drugs	Incidents	% Change	Alcohol/Drugs	Incidents	% Change
2023	0	0	--	0	0	--	0	0	--
2024	0	0	--	0	0	--	0	0	--
2025	0	0	--	0	0	--	0	0	--
Fatalities in Detachment Area - Persons Killed									
April - June									
Type	Motor Vehicle			Motorized Snow Vehicle			Off-Road Vehicle		
Year	Persons Killed	% Change		Persons Killed	% Change		Persons Killed	% Change	
2023	0	--		0	--		0	--	
2024	0	--		0	--		0	--	
2025	0	--		0	--		0	--	
YTD									
Type	Motor Vehicle			Motorized Snow Vehicle			Off-Road Vehicle		
Year	Persons Killed	% Change		Persons Killed	% Change		Persons Killed	% Change	
2023	0	--		0	--		0	--	
2024	0	--		0	--		0	--	
2025	0	--		0	--		0	--	
Primary Causal Factors in Fatal Motor Vehicle Collisions									
April - June					YTD				
	2023	2024	2025		2023	2024	2025		
Speeding	0	0	0	Speeding	0	0	0		
Speeding % Change	--	--	--	Speeding % Change	--	--	--		
Distracted	0	0	0	Distracted	0	0	0		
Distracted % Change	--	--	--	Distracted % Change	--	--	--		
Alcohol/Drugs	0	0	0	Alcohol/Drugs	0	0	0		
Alcohol/Drugs % Change	--	--	--	Alcohol/Drugs % Change	--	--	--		
Wildlife	0	0	0	Wildlife	0	0	0		
Wildlife % Change	--	--	--	Wildlife % Change	--	--	--		
NoSeatbelt	0	0	0	NoSeatbeltYTD	0	0	0		
NoSeatbelt YoY%	--	--	--	NoSeatbeltYTD YoY%	--	--	--		
April - June									
Speeding, Distracted, Al...	0	0	0	0	0	0	0	0	● Speeding
									● Distracted
									● Alcohol/Drugs
									● Wildlife
									● NoSeatbelt

Data source (Collision Reporting System) date:

07-Jul-2025

Detachment: 2L - SIOUX LOOKOUT

Location code(s): 2L20 - PICKLE LAKE

Area(s): 2010 - Pickle Lake

Data source date:

07-Jul-2025

Report Generated on:

11-Jul-2025 4:30:37 PM

OPP Detachment Board Report

Report Information Page

Report Data Source Information:

Data Sources Utilized

- Niche RMS – CTSB Data Feed
- Collision Reporting System (eCRS)
- POIB File Manager
- Daily Activity Reporting System

Niche RMS

RMS data presented in this report is dynamic in nature and any numbers may change over time as the OPP continue to investigate and solve crime.

The following report tabs acquire their data from the OPP Niche RMS – CTSB Data Feed

- Complaints (Public Complaints Section Only)
- Charges
- Warnings
- Violent Crime
- Property Crime
- Drug Crime
- Clearance Rate
- Unfounded
- Other Crime
- Youth Charges
- MHA – Mental Health Act
- Overdose
- Victim Services

Collision Reporting System (eCRS)

Traffic related data for Collisions and Fatalities are collected from the OPP eCRS application.

The following report tabs acquire their data from the OPP eCRS (Collision Reporting System)

- Collisions
- Fatalities

DAR (Daily Activity Reporting)

Patrol hours are collected from the OPP DAR application.

The following report tabs acquire their data from the OPP DAR (Daily Activity Reporting)

- Complaints (Patrol Hours Section Only)