



Ontario Provincial Police

Sioux Lookout Detachment

First Quarter Report

January – March 2025

Detachment Commander: A/Inspector Michael KREISZ

Operations Manager: A/Staff Sergeant Russ SAUDINO

"Working together through engagement Education and Enforcement to identify

Proactive and Innovative strategies to keep our community safe"

Calls For Service (CFS) Billing Summary Report KENORA Dist. - Sioux Lookout M

Max Date Loaded Apr 25, 2025

Billing Category <i>(Billing categories below do not match traditional crime groupings)</i>	2025					2024			
	January to March	Year to Date	Time Std	YTD Weighted Hrs		January to March	Year to Date	Time Std	YTD Weighted Hrs
Violent Criminal Code	96	125	14.80	1,850.00	1	97	132	14.80	1,953.60
Property Crime Violations	54	62	6.20	384.40	2	67	90	6.20	558.00
Other Criminal Code Violations (Excluding traffic)	83	116	7.10	823.60	3	77	122	7.10	866.20
Drug Possession	12	14	5.90	82.60	4	3	12	5.90	70.80
Drugs	9	10	88.10	881.00	5	7	8	88.10	704.80
Operational	601	755	3.90	2,944.50	6	729	980	3.90	3,822.00
Operational2	102	121	1.70	205.70	7	80	112	1.70	190.40
Statutes & Acts	153	167	3.50	584.50	8	131	175	3.50	612.50
Traffic	34	41	3.80	155.80	9	32	37	3.80	140.60
Total	1144	1411		7,912.10		1223	1668		8,918.90

Note to Detachment Commanders:

- The content of each report is to be shared by the Detachment Commander only with the municipality for which it was generated. The municipality may treat this as a public document and distribute it as they wish.
- All data is sourced from the Niche RMS application. Included are 'reported' occurrences (actuals and unfounded occurrences) for 'billable' occurrences ONLY. Data is refreshed on a weekly basis.
- The Traffic category includes motor vehicle collision (MVC) occurrences entered into Niche (UCR code 8521). MVCs are NOT sourced from the eCRS application for this report.
- Only the primary violation is counted within an occurrence.
- Time standards displayed are for the 2025 billing period.

Note to Municipalities:

- Data contained within this report is dynamic in nature and numbers will change over time as the Ontario Provincial Police continues to investigate and solve crime.
- This report is NOT to be used for crime trend analysis as not all occurrences are included.
- Data groupings within this report do not match traditional crime groupings seen in other public reports such as the OPP Detachment Board reports or Statistics Canada reporting.

Calls For Service (CFS) Billing Summary Report - Detail

Max Date Loaded Apr 25, 2025

Billing Category: Violent Criminal Code

KENORA Dist. - Sioux Lookout M
2025

Offence	2025				2024			
	January to March	Year to Date	Time Std	YTD Weighted Hrs	January to March	Year to Date	Time Std	YTD Weighted Hrs
Aggravated Assault - Level 3		1	14.80	14.80	1	1	14.80	14.80
Assault - Level 1	57	74	14.80	1,095.20	51	70	14.80	1,036.00
Assault Peace Officer	4	5	14.80	74.00	5	6	14.80	88.80
Assault Peace Officer with weapon OR cause bodily harm	1	1	14.80	14.80			14.80	
Assault With Weapon or Causing Bodily Harm - Level 2	16	19	14.80	281.20	10	17	14.80	251.60
Criminal Harassment	2	2	14.80	29.60	5	6	14.80	88.80
Indecent/Harassing Communications			14.80		1	1	14.80	14.80
Robbery - Other	1	1	14.80	14.80			14.80	
Robbery - Pursesnatch With Violence			14.80		1	1	14.80	14.80
Robbery - Threat of Violence	2	2	14.80	29.60	1	1	14.80	14.80
Robbery-Master code		2	14.80	29.60			14.80	
Sexual Assault	8	11	14.80	162.80	13	15	14.80	222.00
Sexual Assault With a Weapon	1	1	14.80	14.80		1	14.80	14.80
Sexual Interference	1	1	14.80	14.80			14.80	
Utter Threats to Person	3	5	14.80	74.00	9	13	14.80	192.40
Total	96	125		1,850.00	97	132		1,953.60

Calls For Service (CFS) Billing Summary Report - Detail

Max Date Loaded Apr 25, 2025

Billing Category: Property Crime Violations

KENORA Dist. - Sioux Lookout M
2025

2024

Offence	January to March	Year to Date	Time Std	YTD Weighted Hrs	January to March	Year to Date	Time Std	YTD Weighted Hrs
Arson - Building	2	2	6.20	12.40	2		6.20	
Break & Enter	7	8	6.20	49.60	2	8	10	62.00
Fraud - False Pretence Under \$5,000			6.20		2		1	6.20
Fraud - Money/property/security Over \$5,000	1	1	6.20	6.20	2	1	1	6.20
Fraud - Money/property/security Under \$5,000	2	2	6.20	12.40	2	5	6	37.20
Fraud - Other	2	2	6.20	12.40	2	1	1	6.20
Fraud - Steal/Forge/Poss./Use Credit Card	2	2	6.20	12.40	2	3	3	18.60
Fraud - Transportation			6.20		2		1	6.20
Mischief	12	13	6.20	80.60	2	14	22	136.40
Mischief - Interfere with lawful use, enjoyment of property	1	3	6.20	18.60	2	3	3	18.60
Mischief Graffiti - Non-Gang Related	1	3	6.20	18.60	2	2	2	12.40
Personation with Intent (fraud)			6.20		2	1	1	6.20
Possession of Stolen Goods under \$5,000	1	1	6.20	6.20	2	1	1	6.20
Property Damage	3	3	6.20	18.60	2	2	2	12.40
Theft FROM Motor Vehicles Under \$5,000			6.20		2	2	2	12.40
Theft of - Automobile			6.20		2	2	2	12.40
Theft of Motor Vehicle	1	1	6.20	6.20	2	2	3	18.60
Theft Under \$5,000 - Bicycles			6.20		2	1	2	12.40
Theft Under \$5,000 - Boat Motor			6.20		2		1	6.20
Theft Under \$5,000 - Master Code	2	2	6.20	12.40	2	1	1	6.20
Theft Under \$5,000 - Other Theft	6	7	6.20	43.40	2	8	10	62.00
Theft Under \$5,000 - Persons	2	3	6.20	18.60	2	2	2	12.40
Theft Under \$5,000 SHOPLIFTING	7	7	6.20	43.40	2	6	10	62.00
Unlawful in a dwelling house	2	2	6.20	12.40	2	2	3	18.60
Total	54	62		384.40		67	90	558.00

Calls For Service (CFS) Billing Summary Report - Detail

Max Date Loaded Apr 25, 2025

Billing Category: Other Criminal Code Violations (Excluding traffic)	2025				2024			
	January to March	Year to Date	Time Std	YTD Weighted Hrs	January to March	Year to Date	Time Std	YTD Weighted Hrs
Bail Violations - Fail To Comply	46	64	7.10	454.40 3	35	62	7.10	440.20
Bail Violations - Master Code		1	7.10	7.10 3			7.10	
Bail Violations - Others		1	7.10	7.10 3			7.10	
Breach of Probation	3	7	7.10	49.70 3	6	9	7.10	63.90
Breach of Recognizance (811)	2	2	7.10	14.20 3			7.10	
Disturb the Peace	22	28	7.10	198.80 3	26	38	7.10	269.80
Indecent acts - Other			7.10	7.10 3	2	2	7.10	14.20
Obstruct Public Peace Officer	4	6	7.10	42.60 3	2	2	7.10	14.20
Offensive Weapons - Careless use of firearms	1	1	7.10	7.10 3			7.10	
Offensive Weapons - Carry concealed			7.10	7.10 3	2	3	7.10	21.30
Offensive Weapons - In Vehicle	1	1	7.10	7.10 3			7.10	
Offensive Weapons - Possession of Weapons	2	3	7.10	21.30 3	3	4	7.10	28.40
Other Criminal Code * Sec. 78 - Sec. 96	2	2	7.10	14.20 3		1	7.10	7.10
Public Mischief - mislead peace officer			7.10	7.10 3	1	1	7.10	7.10
Total	83	116		823.60	77	122		866.20

Calls For Service (CFS) Billing Summary Report - Detail									
KENDRA Dist. - Sioux Lookout M									
2025									
2024									
Max Date Loaded Apr 25, 2025									
Billing Category: Drug Possession									
Offence	January to March	Year to Date	Time Std	YTD Weighted Hrs	January to March	Year to Date	Time Std	YTD Weighted Hrs	
DRUG related occurrence	1	1	5.90	5.90 4			5.90		
Possession - Cocaine	5	5	5.90	29.50 4	3	7	5.90	41.30	
Possession - Methamphetamine (Crystal Meth)	2	3	5.90	17.70 4		2	5.90	11.80	
Possession - Other Controlled Drugs and Substances Act	4	5	5.90	29.50 4		3	5.90	17.70	
Total	12	14		82.60	3	12		70.80	

Calls For Service (CFS) Billing Summary Report - Detail

Max Date Loaded Apr 25, 2025

Billing Category: Drugs

KENORA Dist. - Sioux Lookout M
2025

Offence	2025				2024			
	January to March	Year to Date	Time Std	YTD Weighted Hrs	January to March	Year to Date	Time Std	YTD Weighted Hrs
Trafficking - Cocaine	7	7	88.10	616.70 5	3	4	88.10	352.40
Trafficking - Methamphetamine (Crystal Meth)	1	1	88.10	88.10 5	1	1	88.10	88.10
Trafficking - Other Controlled Drugs and Substances Act	1	2	88.10	176.20 5	3	3	88.10	264.30
Total	9	10		881.00	7	8		704.80

Calls For Service (CFS) Billing Summary Report - Detail

Max Date Loaded Apr 25, 2025

Billing Category: Other Criminal Code Violations (Excluding traffic)		KENORA Dist. - Sioux Lookout M 2025				2024			
Offence	January to March	Year to Date	Time Std	YTD Weighted Hrs	January to March	Year to Date	Time Std	YTD Weighted Hrs	
Accident - Non-MVC Others			3.90	6			1 3.90	3.90	
Alarm - Others	1	1	3.90	3.90 6			3.90		
Animal - Dog Owners Liability Act			3.90	6	1	1	3.90	3.90	
Animal - Other		1	3.90	3.90 6			3.90		
Animal Bite	1	1	3.90	3.90 6			3.90		
Animal Stray	3	4	3.90	15.60 6	2	3	3.90	11.70	
Assist Fire Department	2	2	3.90	7.80 6	2	9	3.90	35.10	
Assist Public	178	237	3.90	924.30 6	195	277	3.90	1,080.30	
Distressed / Overdue Motorist			3.90	6	1	1	3.90	3.90	
Domestic Disturbance	44	53	3.90	206.70 6	40	49	3.90	191.10	
False Alarm - Warning Issued			3.90	6	1	1	3.90	3.90	
FAMILY DISPUTE	22	30	3.90	117.00 6	33	47	3.90	183.30	
Fire - Building	1	1	3.90	3.90 6	2	3	3.90	11.70	
Fire - Other	1	2	3.90	7.80 6	4	6	3.90	23.40	
Fire - Vehicle	1	1	3.90	3.90 6			3.90		
Found - Household Property	2	3	3.90	11.70 6	2	4	3.90	15.60	
Found - License Plate			3.90	6	1	1	3.90	3.90	
Found - Others	3	3	3.90	11.70 6			3.90		
Found - Personal Accessories			3.90	6	1	1	3.90	3.90	
Found - Radio, TV, Sound-Reprod. Equip.	1	1	3.90	3.90 6			3.90		
Found Property - Master Code	7	10	3.90	39.00 6	5	8	3.90	31.20	
Insecure Condition - Building	1	1	3.90	3.90 6	29	30	3.90	117.00	
Insecure Condition - Master Code	5	8	3.90	31.20 6	30	41	3.90	159.90	
Lost - Household Property	2	2	3.90	7.80 6	3	4	3.90	15.60	
Lost - Others	1	1	3.90	3.90 6	1	1	3.90	3.90	
Lost - Personal Accessories	1	2	3.90	7.80 6	4	4	3.90	15.60	
Lost - Radio, TV, Sound-Reprod. Equip.			3.90	6	1	1	3.90	3.90	
Lost Property - Master Code	1	1	3.90	3.90 6	1	1	3.90	3.90	
Medical Assistance - Other	2	2	3.90	7.80 6	3	3	3.90	11.70	
Missing Person 12 & older	5	5	3.90	19.50 6	3	4	3.90	15.60	
Missing Person Located 12 & older	6	6	3.90	23.40 6	8	10	3.90	39.00	
Missing Person Located Under 12	2	2	3.90	7.80 6		1	3.90	3.90	
Missing Person under 12	1	1	3.90	3.90 6			3.90		
Neighbour Dispute	5	7	3.90	27.30 6	3	6	3.90	23.40	
Noise Complaint - Master Code	16	21	3.90	81.90 6	13	18	3.90	70.20	
Noise Complaint - Others	1	1	3.90	3.90 6	4	5	3.90	19.50	
Noise Complaint - Residence	8	8	3.90	31.20 6	3	4	3.90	15.60	
Other Municipal By-Laws			3.90	6	1	1	3.90	3.90	
Overdose/Suspected Overdose - Opioid Related			3.90	6	1	1	3.90	3.90	
Sudden Death - Accidental		1	3.90	3.90 6			3.90		
Sudden Death - Apparent Overdose/Overdose			3.90	6	1	1	3.90	3.90	
Sudden Death - Natural Causes	1	2	3.90	7.80 6	2	2	3.90	7.80	
Sudden Death - Others	1	1	3.90	3.90 6	1	1	3.90	3.90	
Sudden Death - Suicide	1	1	3.90	3.90 6	1	1	3.90	3.90	
Suspicious Person	21	28	3.90	109.20 6	24	32	3.90	124.80	
Suspicious vehicle	3	4	3.90	15.60 6	5	8	3.90	31.20	
Text- related Incident (Texting)	1	1	3.90	3.90 6			3.90		
Trouble with Youth	17	21	3.90	81.90 6	22	32	3.90	124.80	
Unwanted Persons	232	278	3.90	1,084.20 6	274	354	3.90	1,380.60	
Vehicle Recovered - Automobile			3.90	6	1	2	3.90	7.80	
Total	601	755		2,944.50	729	980		3,822.00	

Calls For Service (CFS) Billing Summary Report - Detail

Max Date Loaded Apr 25, 2025

Billing Category: Operational2

KENORA Dist. - Sioux Lookout M
2025

Offence	2025				2024			
	January to March	Year to Date	Time Std	YTD Weighted Hrs	January to March	Year to Date	Time Std	YTD Weighted Hrs
911 call - Dropped Cell	18	23	1.70	39.10 7	14	22	1.70	37.40
911 call / 911 hang up	11	13	1.70	22.10 7	14	18	1.70	30.60
911 hang up - Pocket Dial		2	1.70	3.40 7			1.70	
False Alarm - Others	34	37	1.70	62.90 7	20	28	1.70	47.60
False Holdup Alarm - Accidental Trip	8	10	1.70	17.00 7	4	6	1.70	10.20
Keep the Peace	31	36	1.70	61.20 7	28	38	1.70	64.60
Total	102	121		205.70	80	112		190.40

Calls For Service (CFS) Billing Summary Report - Detail

Max Date Loaded Apr 25, 2025

Billing Category: Statutes & Acts

KENORA Dist. - Sioux Lookout M
2025

2024

Offence	January to March	Year to Date	Time Std	YTD Weighted Hrs	January to March	Year to Date	Time Std	YTD Weighted Hrs
Landlord / Tenant	2	3	3.50	10.50 8	4	5	3.50	17.50
Mental Health Act	25	26	3.50	91.00 8	17	19	3.50	66.50
Mental Health Act - Apprehension	19	20	3.50	70.00 8	13	14	3.50	49.00
Mental Health Act - Attempt Suicide	20	21	3.50	73.50 8	10	12	3.50	42.00
Mental Health Act - No Contact with Police	1	1	3.50	3.50 8	2	3	3.50	10.50
Mental Health Act - Placed on Form	5	6	3.50	21.00 8	5	6	3.50	21.00
Mental Health Act - Threat of Suicide	31	35	3.50	122.50 8	22	28	3.50	98.00
Mental Health Act - Voluntary Transport	24	28	3.50	98.00 8	17	24	3.50	84.00
Trespass To Property Act	26	27	3.50	94.50 8	41	64	3.50	224.00
Total	153	167		584.50	131	175		612.50

Calls For Service (CFS) Billing Summary Report - Detail

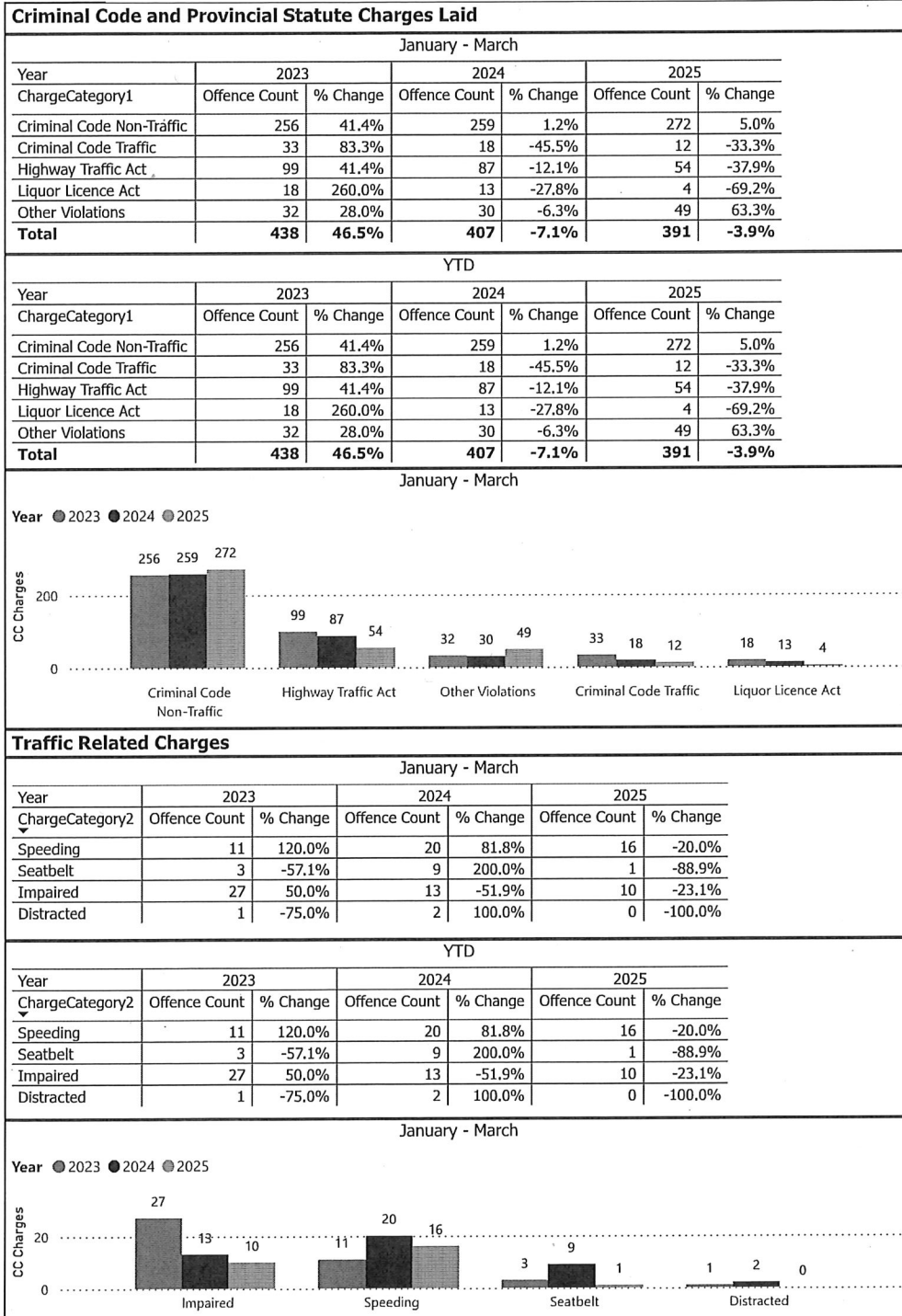
KENDRA Dist. - Sioux Lookout M
2025

Max Date Loaded Apr 25, 2025

Billing Category: Traffic

Offence	2025				2024			
	January to March	Year to Date	Time Std	YTD Weighted Hrs	January to March	Year to Date	Time Std	YTD Weighted Hrs
MVC - OTHERS (MOTOR VEHICLE COLLISION)	2	2	3.80	7.60 9			3.80	
MVC - PERSONAL INJURY (MOTOR VEHICLE COLLISION)	3	3	3.80	11.40 9	1	1	3.80	3.80
MVC - PROP. DAM. FAILED TO REM (MOTOR VEHICLE COLLISION)			3.80	9	4	4	3.80	15.20
MVC - PROP. DAM. NON REPORTABLE (MOTOR VEHICLE COLLISION)	23	27	3.80	102.60 9	15	18	3.80	68.40
MVC - PROP. DAM. REPORTABLE (MOTOR VEHICLE COLLISION)	6	9	3.80	34.20 9	12	14	3.80	53.20
Total	34	41		155.80	32	37		140.60

OPP Detachment Board Report Records Management System January - March 2025

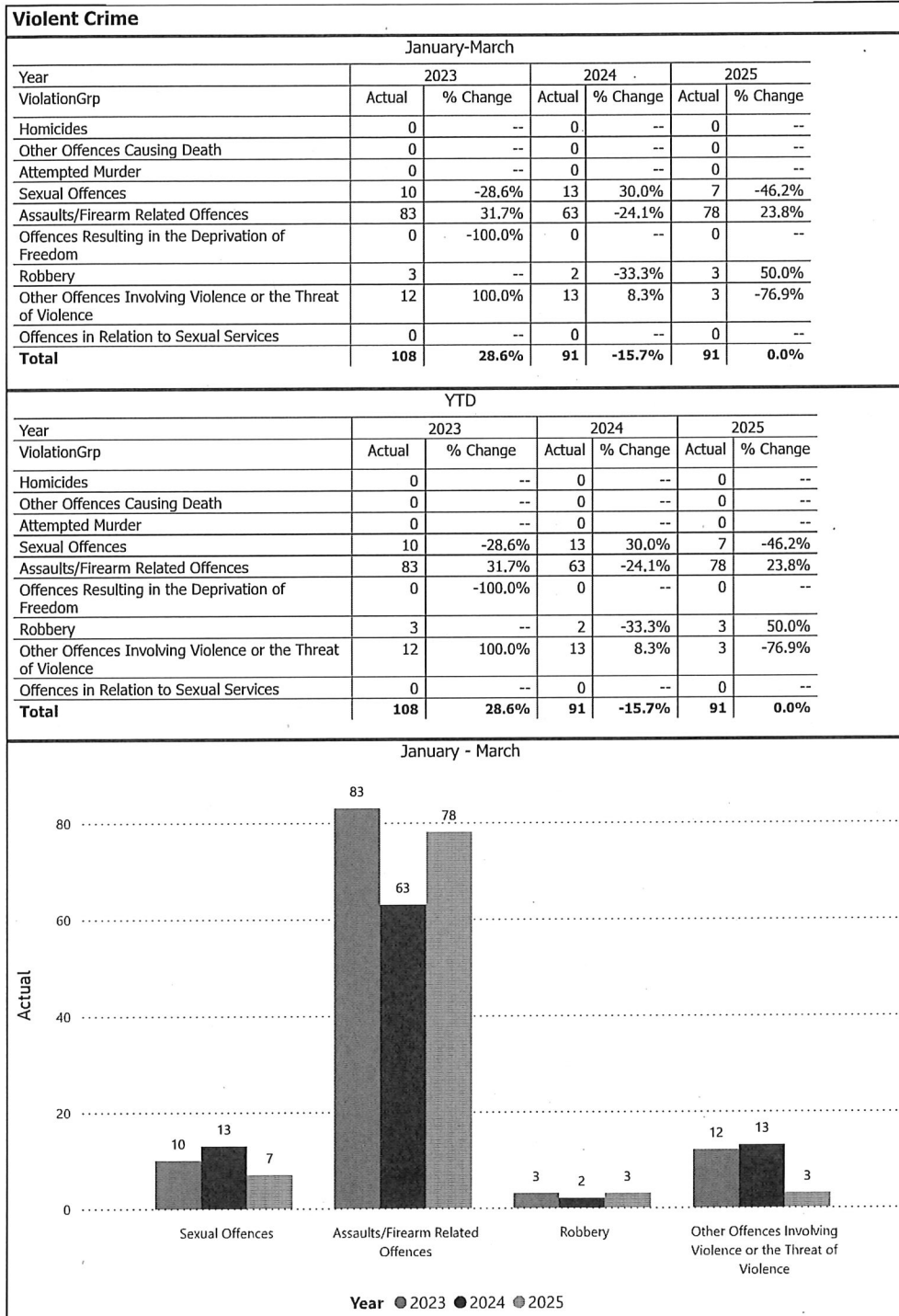


Detachment: 2L - SIOUX LOOKOUT
Location code(s): 2L00 - SIOUX LOOKOUT

Area(s): ALL
Data source date:
22-Apr-25

Report Generated on:
28-Apr-2025 3:26:16 PM

**OPP Detachment Board Report
Records Management System
January - March 2025**



Detachment: 2L - SIOUX LOOKOUT

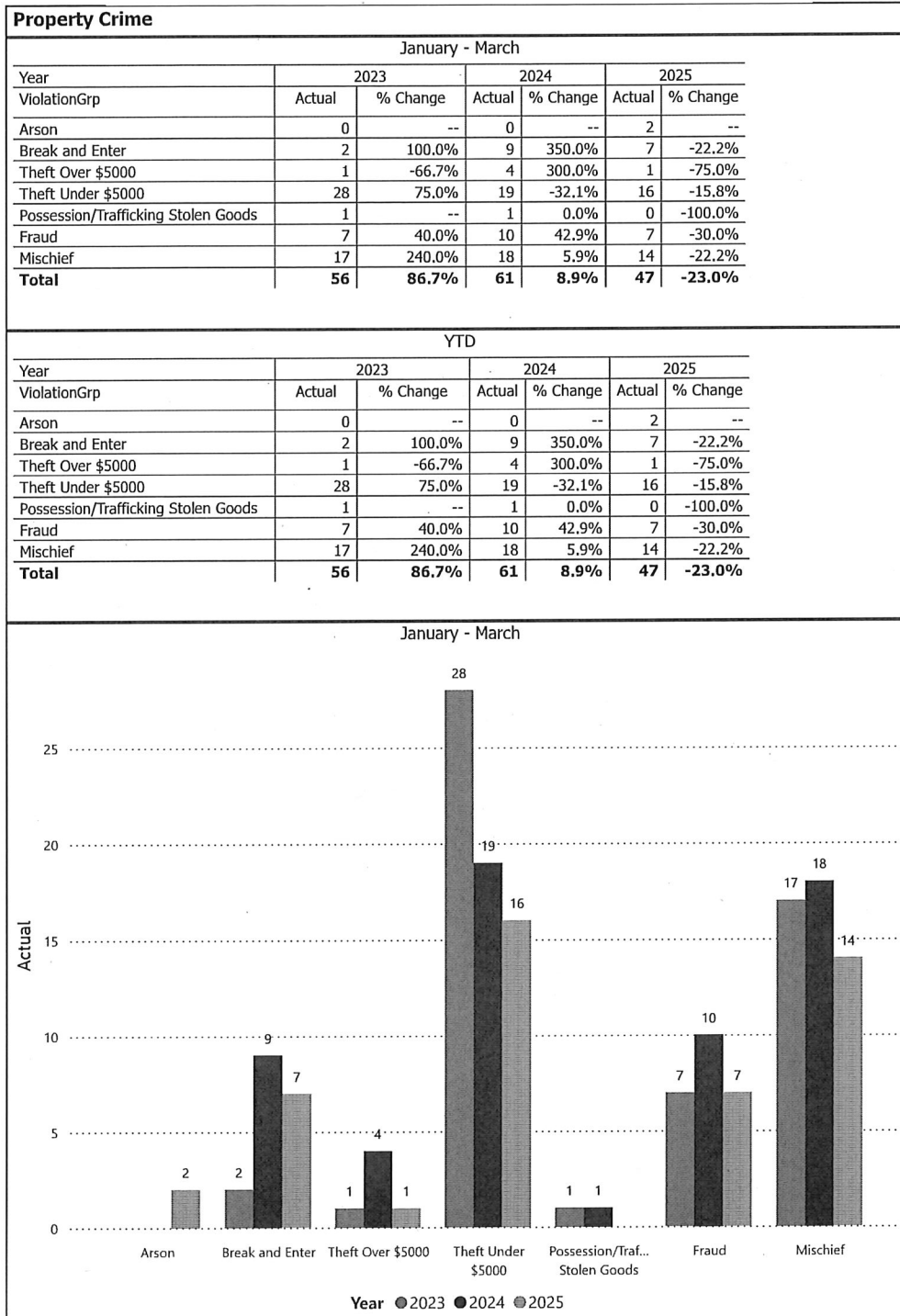
Location code(s): 2L00 - SIOUX LOOKOUT

Area(s): ALL

Data source date:
22-Apr-2025

Report Generated on:
28-Apr-2025 3:26:16 PM

OPP Detachment Board Report Records Management System January - March 2025

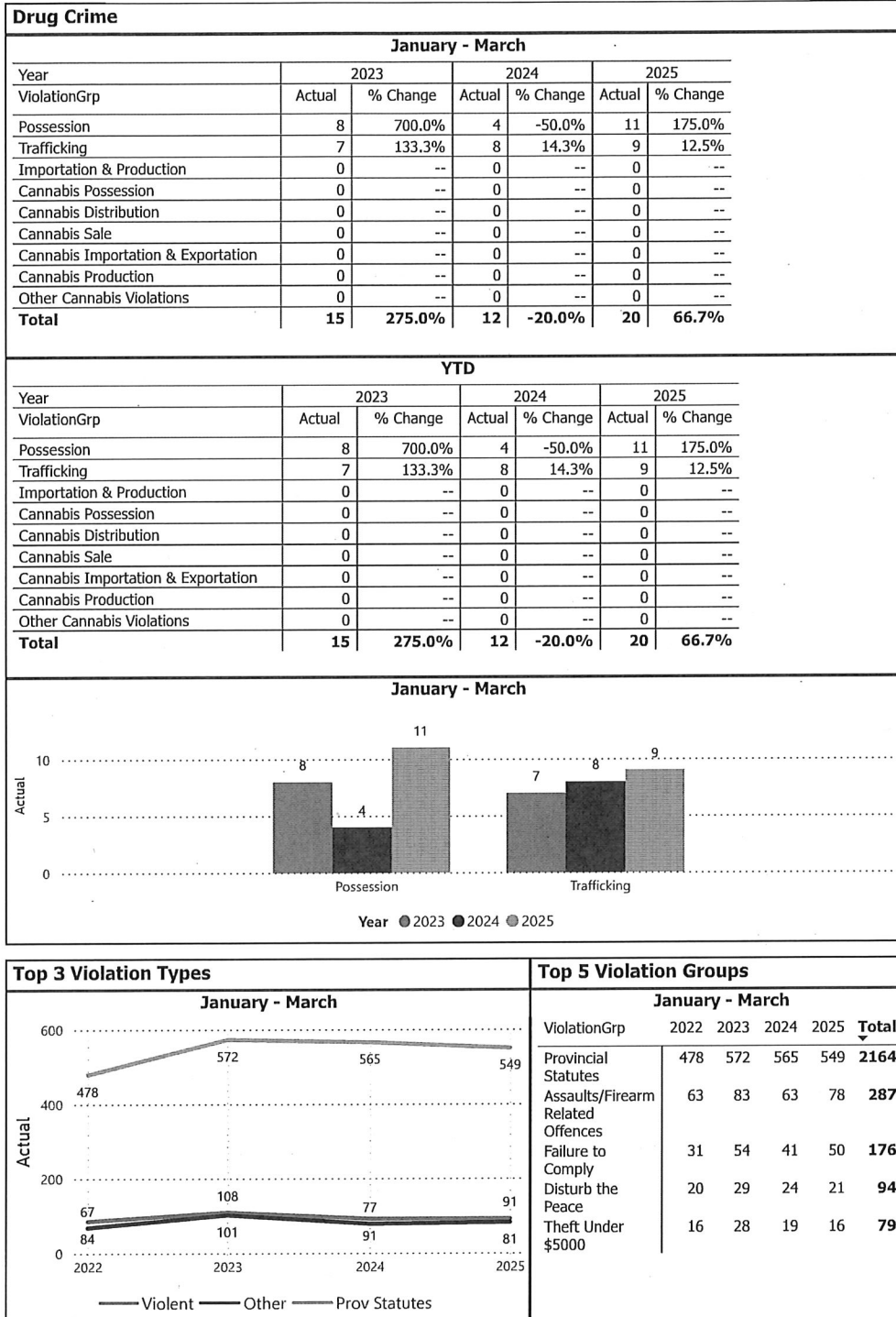


Detachment: 2L - SIOUX LOOKOUT
Location code(s): 2L00 - SIOUX LOOKOUT

Area(s): ALL
Data source date:
22-Apr-2025

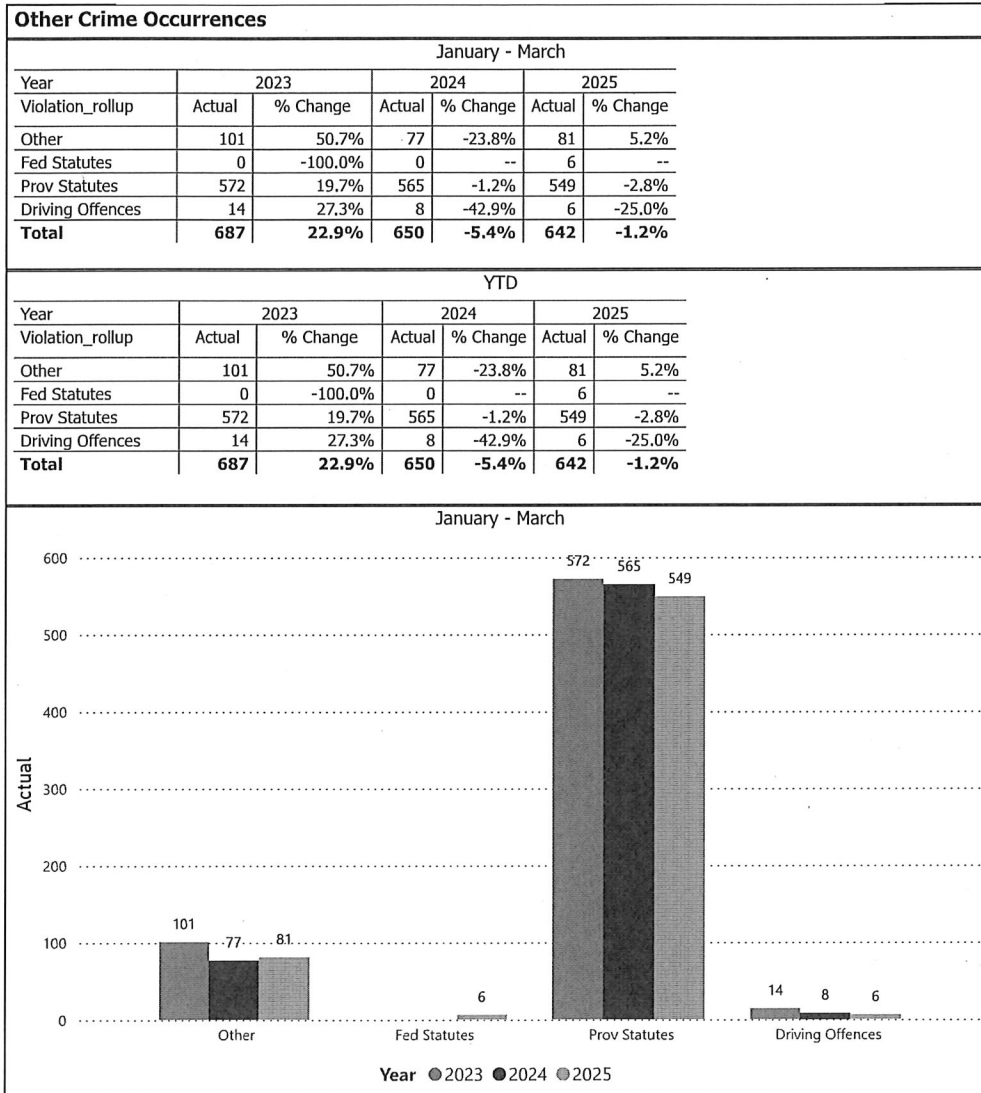
Report Generated on:
28-Apr-2025 3:26:16 PM

OPP Detachment Board Report Records Management System January - March 2025



Detachment: 2L - SIOUX LOOKOUT
 Location code(s): 2L00 - SIOUX LOOKOUT

OPP Detachment Board Report Records Management System January - March 2025

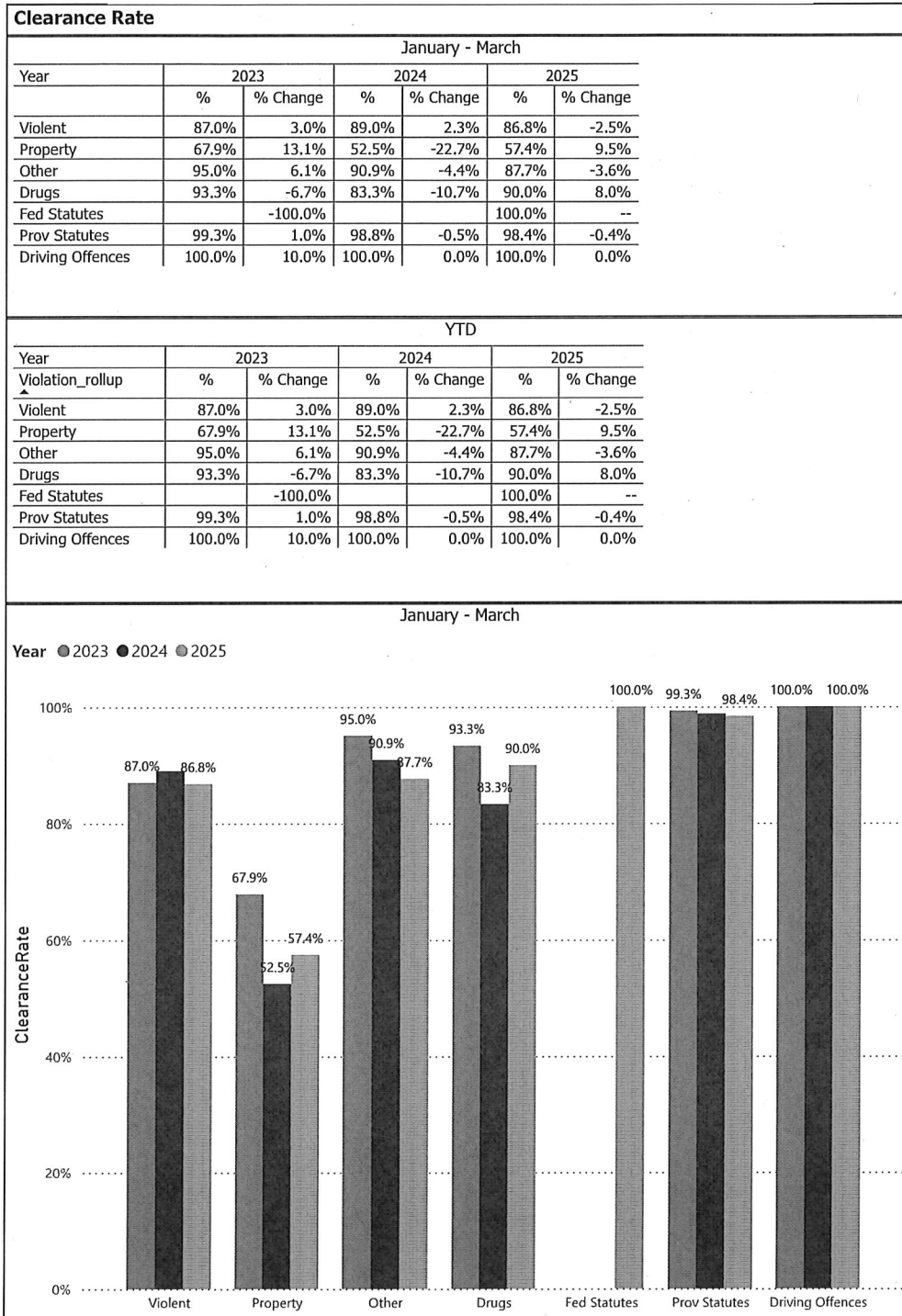


Detachment: 2L - SIOUX LOOKOUT
Location code(s): 2L00 - SIOUX LOOKOUT

Area(s): ALL
Data source date:
22-Apr-2025

Report Generated on:
28-Apr-2025 3:26:16 PM

OPP Detachment Board Report Records Management System January - March 2025

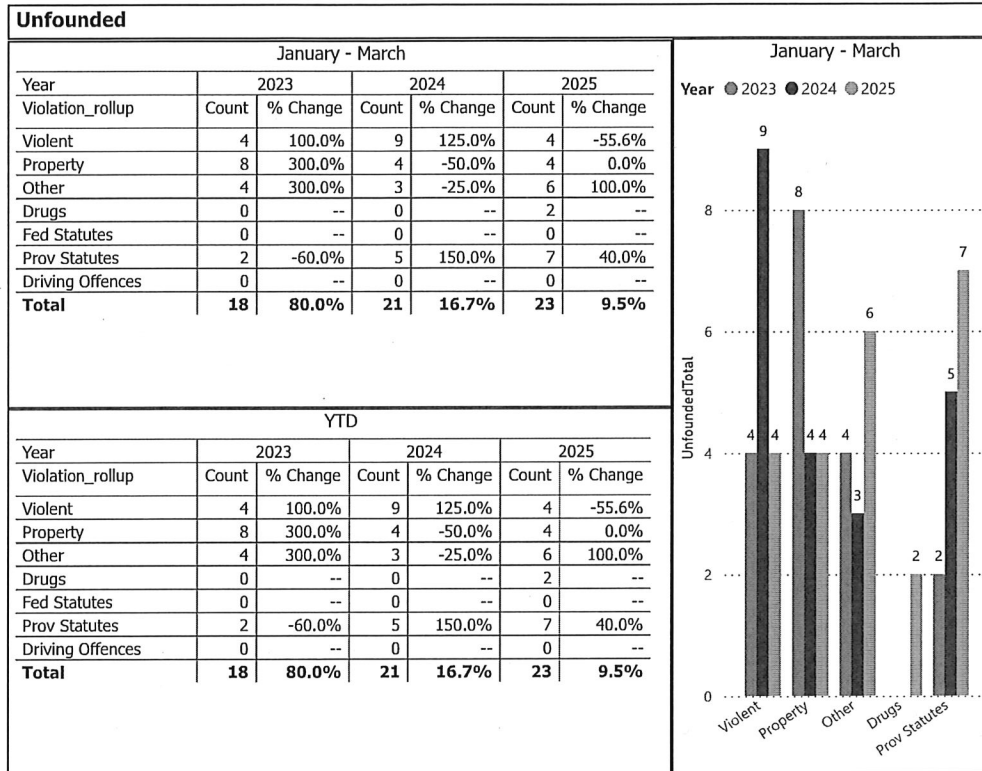


Detachment: 2L - SIOUX LOOKOUT
 Location code(s): 2L00 - SIOUX LOOKOUT

Areas(s): ALL
 Data source date:
 22-Apr-2025

Report Generated on:
 28-Apr-2025 3:26:16 PM

OPP Detachment Board Report Records Management System January - March 2025

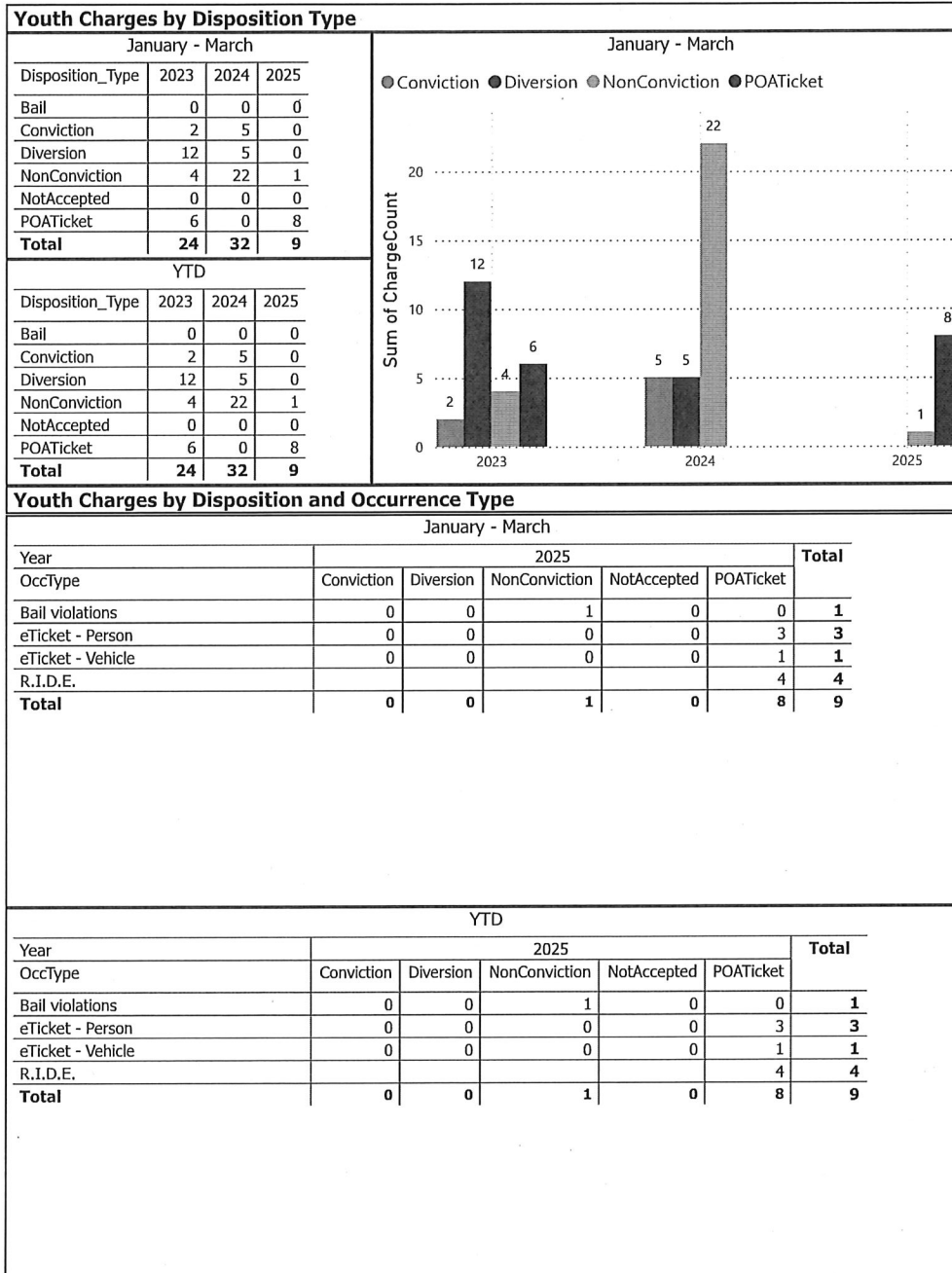


Detachment: 2L - SIOUX LOOKOUT
 Location code(s): 2L00 - SIOUX LOOKOUT

Area(s): ALL
 Data source date:
 22-Apr-2025

Report Generated on:
 28-Apr-2025 3:26:16 PM

OPP Detachment Board Report Records Management System January - March 2025



The tables and chart on this page present summarized youth charges by disposition and occurrence type that have been recorded in the OPP Niche RMS application. Of note... the Niche data sourced for this report page only lists youth charges that have had a disposition type entered against them. Therefore, please be aware that the counts of youth charges entries on this report page are understating the potential sum of youth charges that are in OPP Niche RMS.

Detachment: 2L - SIOUX LOOKOUT

Location code(s): 2L00 - SIOUX LOOKOUT

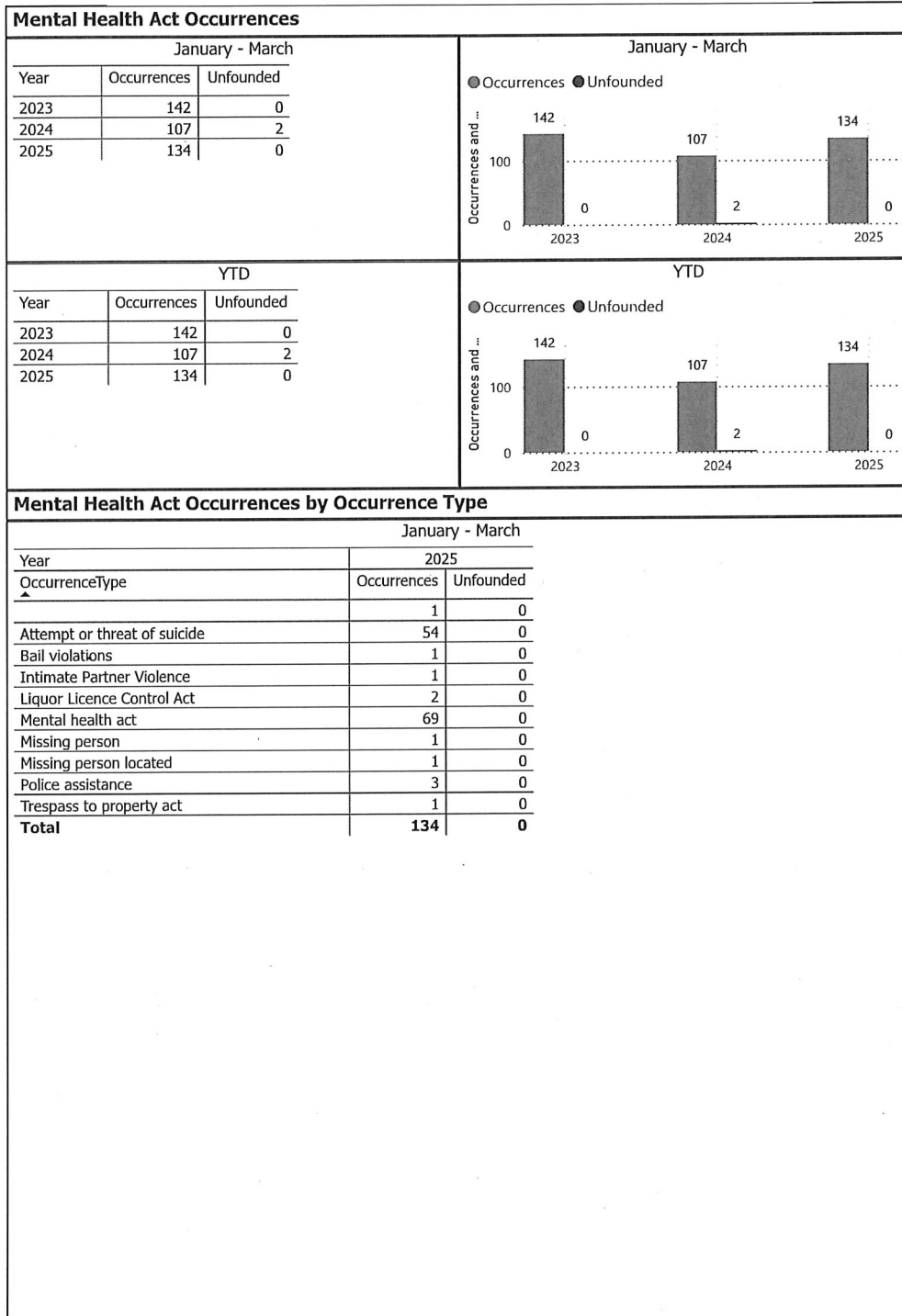
Area(s): ALL

Data source date:

22-Apr-2025

Report Generated on:
28-Apr-2025 3:29:39 PM

OPP Detachment Board Report Records Management System January - March 2025

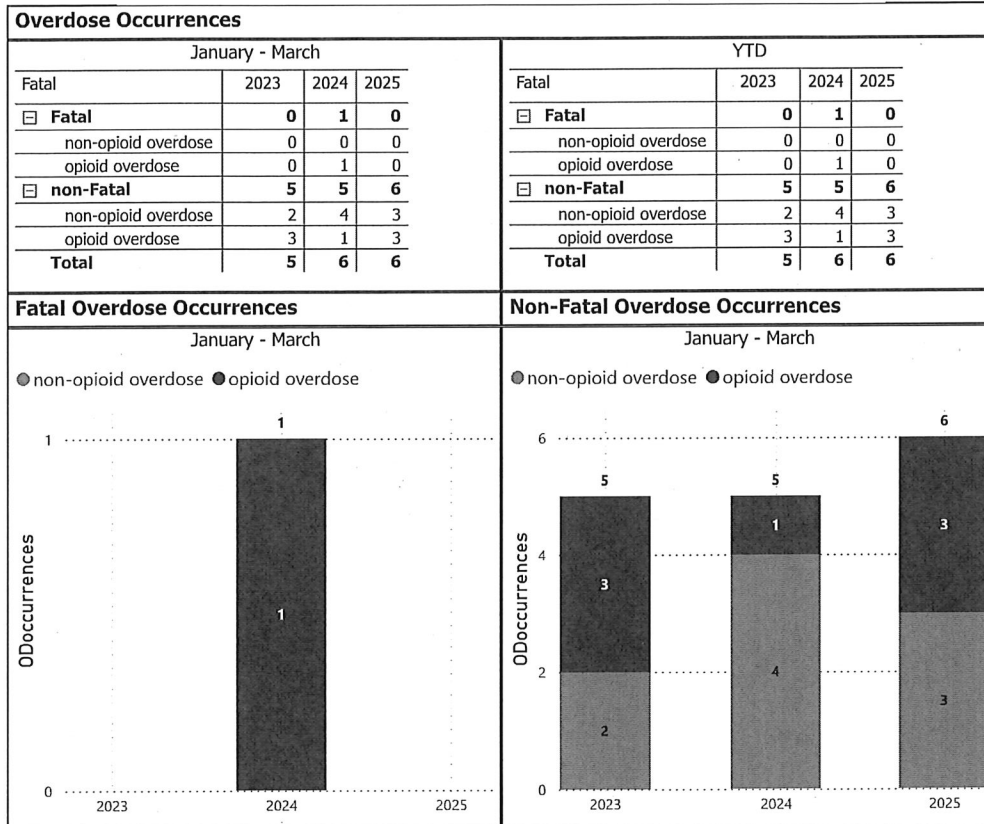


Detachment: 2L - SIOUX LOOKOUT
Location code(s): 2L00 - SIOUX LOOKOUT

Area(s): ALL
Data source date:
22-Apr-2025

Report Generated on:
28-Apr-2025 3:26:16 PM

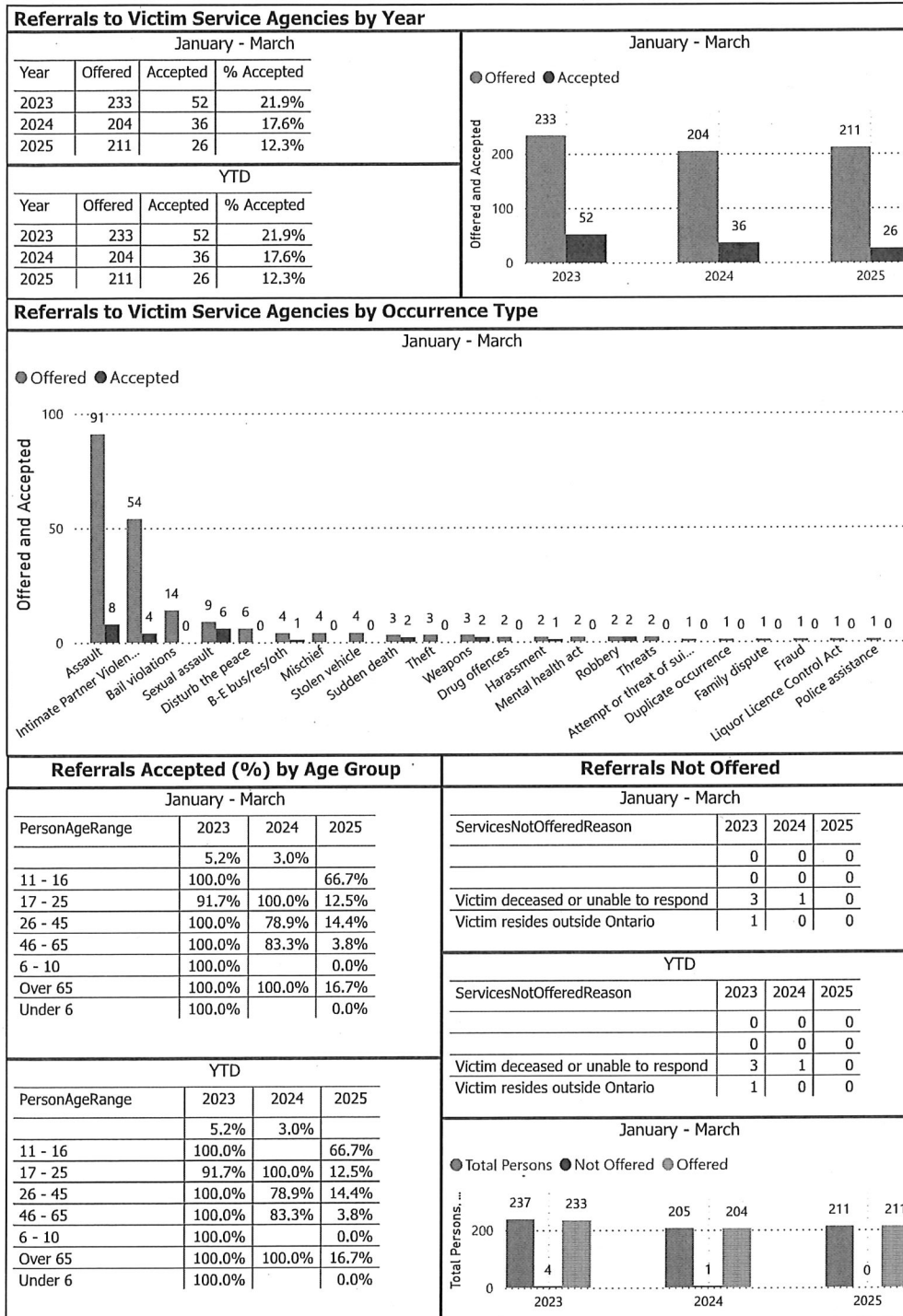
OPP Detachment Board Report
Records Management System
January - March 2025



Detachment: 2L - SIOUX LOOKOUT
 Location code(s): 2L00 - SIOUX LOOKOUT

Area(s): ALL
 Data source date:
 22-Apr-2025

Report Generated on:
 28-Apr-2025 3:26:16 PM

**OPP Detachment Board Report
Records Management System
January - March 2025**

Detachment: 2L - SIOUX LOOKOUT

Location code(s): 2L00 - SIOUX LOOKOUT

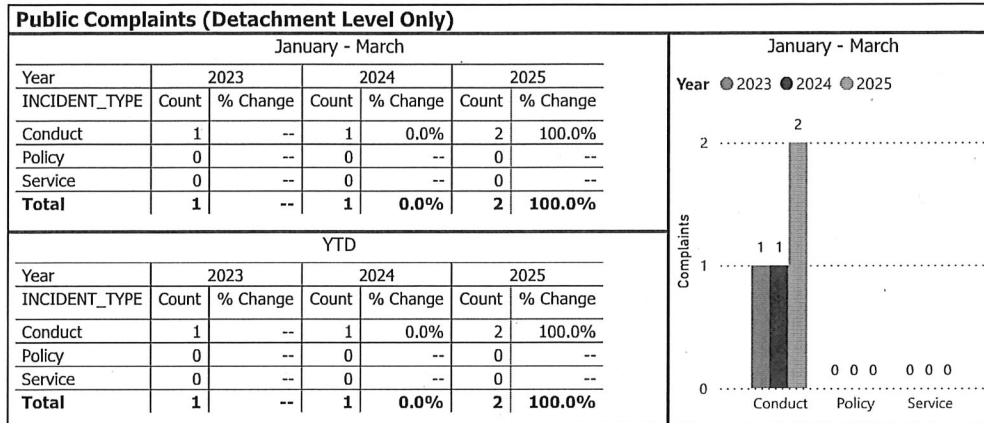
Area(s): ALL

Data source date:

22-Apr-2025

Report Generated on:
28-Apr-2025 3:26:16 PM

OPP Detachment Board Report Records Management System January - March 2025



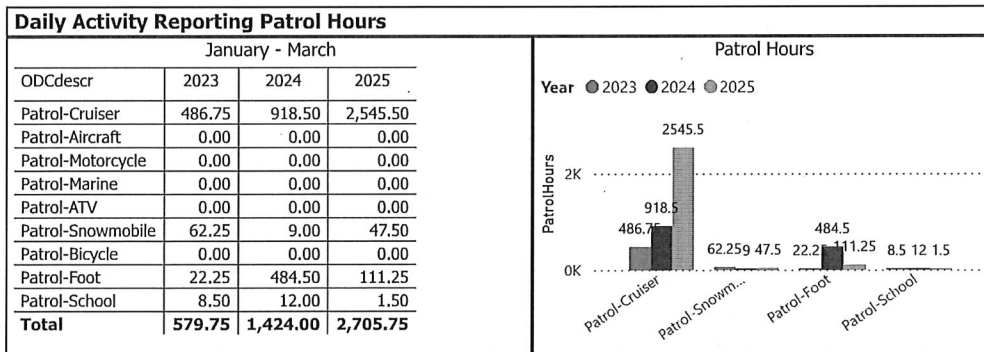
Data source: RMS Data Feed

Ontario Provincial Police, Professional Standards Bureau Commander Reports - File Manager System

Data source date:

22-Apr-2025

Daily Activity Reporting



Data source (Daily Activity Reporting System) date:

22-Apr-2025

Detachment: 2L - SIOUX LOOKOUT

Location code(s): 2L00 - SIOUX LOOKOUT

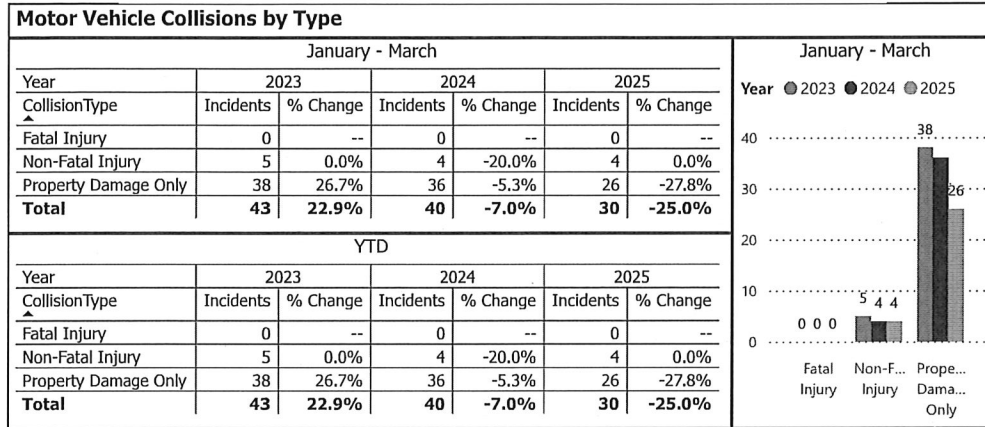
Data source date:

22-Apr-2025

Report Generated on:

28-Apr-2025 3:26:16 PM

OPP Detachment Board Report Collision Reporting System January - March 2025



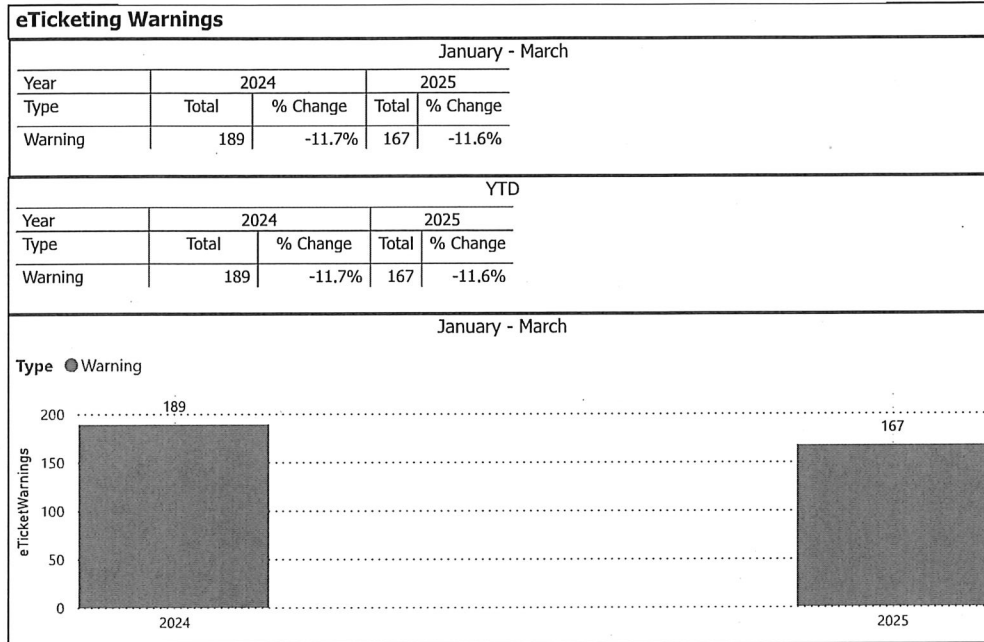
Data source (Collision Reporting System) date:
22-Apr-2025

Detachment: 2L - SIOUX LOOKOUT
Location code(s): 2L00 - SIOUX LOOKOUT

Area(s): ALL
Data source date:
22-Apr-2025

Report Generated on:
28-Apr-2025 3:26:16 PM

OPP Detachment Board Report
Records Management System
January - March 2025



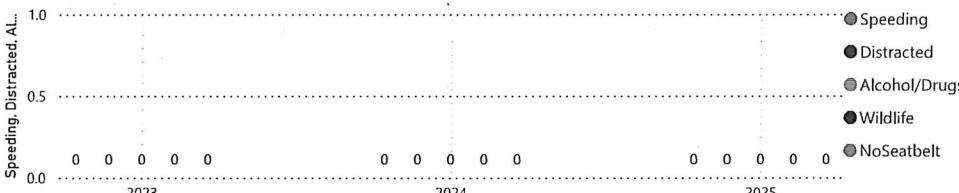
Note: The eTicketing system was not fully implemented until the end of 2022, therefore data is only available beginning in 2023. % Change in 2023 may appear higher in this report due to the incomplete 2022 data.

Detachment: 2L - SIOUX LOOKOUT
 Location code(s): 2L00 - SIOUX LOOKOUT

Area(s): ALL
 Data source date:
 22-Apr-25

Report Generated on:
 28-Apr-2025 3:31:19 PM

**OPP Detachment Board Report
Collision Reporting System
January - March 2025**

Fatalities in Detachment Area - Incidents										
January - March										
Type	Motor Vehicle			Motorized Snow Vehicle			Off-Road Vehicle			
Year	Alcohol/Drugs	Incidents	% Change	Alcohol/Drugs	Incidents	% Change	Alcohol/Drugs	Incidents	% Change	
2023	0	0	--	0	0	--	0	0	--	
2024	0	0	--	0	0	--	0	0	--	
2025	0	0	--	0	0	--	0	0	--	
YTD										
Type	Motor Vehicle			Motorized Snow Vehicle			Off-Road Vehicle			
Year	Alcohol/Drugs	Incidents	% Change	Alcohol/Drugs	Incidents	% Change	Alcohol/Drugs	Incidents	% Change	
2023	0	0	--	0	0	--	0	0	--	
2024	0	0	--	0	0	--	0	0	--	
2025	0	0	--	0	0	--	0	0	--	
Fatalities in Detachment Area - Persons Killed										
January - March										
Type	Motor Vehicle		Motorized Snow Vehicle		Off-Road Vehicle					
Year	Persons Killed	% Change	Persons Killed	% Change	Persons Killed	% Change				
2023	0	--	0	--	0	--				
2024	0	--	0	--	0	--				
2025	0	--	0	--	0	--				
YTD										
Type	Motor Vehicle		Motorized Snow Vehicle		Off-Road Vehicle					
Year	Persons Killed	% Change	Persons Killed	% Change	Persons Killed	% Change				
2023	0	--	0	--	0	--				
2024	0	--	0	--	0	--				
2025	0	--	0	--	0	--				
Primary Causal Factors in Fatal Motor Vehicle Collisions										
January - March					YTD					
	2023	2024	2025		2023	2024	2025			
Speeding	0	0	0		0	0	0			
Speeding % Change	--	--	--		--	--	--			
Distracted	0	0	0		0	0	0			
Distracted % Change	--	--	--		--	--	--			
Alcohol/Drugs	0	0	0		0	0	0			
Alcohol/Drugs % Change	--	--	--		--	--	--			
Wildlife	0	0	0		0	0	0			
Wildlife % Change	--	--	--		--	--	--			
NoSeatbelt	0	0	0		0	0	0			
NoSeatbelt YoY%	--	--	--		--	--	--			
January - March										
Speeding, Distracted, AL										

Data source (Collision Reporting System) date:

22-Apr-2025

Detachment: 2L - SIOUX LOOKOUT

Location code(s): 2L00 - SIOUX LOOKOUT

Area(s): ALL

Data source date:

22-Apr-2025

Report Generated on:

28-Apr-2025 3:26:16 PM