



Ontario Provincial Police

Sioux Lookout Detachment Cluster (Pickle Lake)

1st Quarter Report

January – March 2024

Detachment Commander: Inspector Karl Duewel

Operations Manager: Staff Sergeant Russ Saudino

"Working together through engagement Education and Enforcement to identify

Proactive and Innovative strategies to keep our community safe"

Pickle Lake

Police Services Board Report for Sioux Lookout
2024/Jan to 2024/Mar

Public Complaints	
Policy	0
Service	0
Conduct	0

Date information collected from Professional Standards Bureau Commander Reports: 2024-08-13

Data Source

Ontario Provincial Police, Professional Standards Bureau Commander Reports

- Includes all public policy, service and conduct complaints submitted to the Office of the Independent Police Review Director (OIPRD)

Secondary Employment

Daily Activity Reporting Patrol Hours	
Total Hours	2024/Jan to 2024/Mar
Number of Cruiser Patrol Hours	1,116.75
Number of Motorcycle Patrol Hours	0.00
Number of Marine Patrol Hours	0.00
Number of ATV Patrol Hours	0.00
Number of Snowmobile Patrol Hours	0.00
Number of Bicycle Patrol Hours	0.00
Number of Foot Patrol Hours	20.75
Number of School Patrol Hours	6.50

Data source (Daily Activity Reporting System) date: 2024/08/19

Detachment: 2L - SIOUX LOOKOUT
Location code(s): 2L20 - PICKLE LAKE
Area code(s): 2010 - Pickle Lake

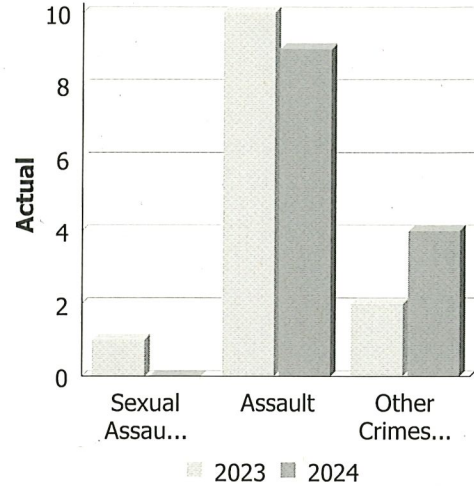
Report Generated by:
Duewel, Karl

Report Generated on:
Aug 13, 2024 11:49:34 AM
PP-CSC-Operational Planning-4300

**Police Services Board Report for Pickle Lake
Records Management System
January to March - 2024**

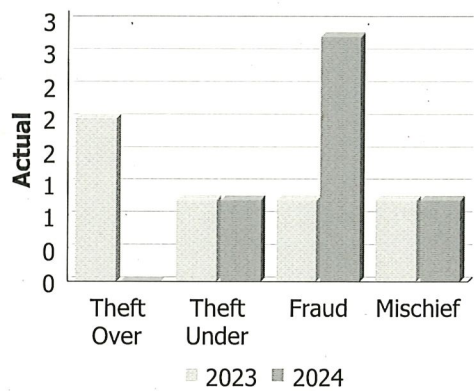
Violent Crime

Actual	January to March			Year to Date - March		
	2023	2024	% Change	2023	2024	% Change
Murder	0	0	--	0	0	--
Other Offences Causing Death	0	0	--	0	0	--
Attempted Murder	0	0	--	0	0	--
Sexual Assault	1	0	-100.0%	1	0	-100.0%
Assault	10	9	-10.0%	10	9	-10.0%
Abduction	0	0	--	0	0	--
Robbery	0	0	--	0	0	--
Other Crimes Against a Person	2	4	100.0%	2	4	100.0%
Total	13	13	0.0%	13	13	0.0%



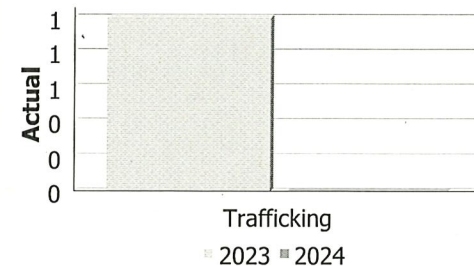
Property Crime

Actual	January to March			Year to Date - March		
	2023	2024	% Change	2023	2024	% Change
Arson	0	0	--	0	0	--
Break & Enter	0	0	--	0	0	--
Theft Over	2	0	-100.0%	2	0	-100.0%
Theft Under	1	1	0.0%	1	1	0.0%
Have Stolen Goods	0	0	--	0	0	--
Fraud	1	3	200.0%	1	3	200.0%
Mischief	1	1	0.0%	1	1	0.0%
Total	5	5	0.0%	5	5	0.0%



Drug Crime

Actual	January to March			Year to Date - March		
	2023	2024	% Change	2023	2024	% Change
Possession	0	0	--	0	0	--
Trafficking	1	0	-100.0%	1	0	-100.0%
Importation and Production	0	0	--	0	0	--
Total	1	0	-100.0%	1	0	-100.0%



Clearance Rate

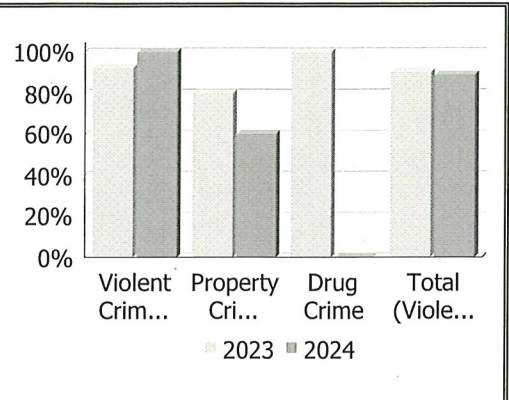
Detachment: 2L - SIOUX LOOKOUT
Location code(s): 2L20 - PICKLE LAKE
Area code(s): 2010 - Pickle Lake
Data source date: 2024/08/10

Report Generated by:
 Duewel, Karl

Report Generated on:
 Aug 13, 2024 11:51:25 AM
 PP-CSC-Operational Planning-4300

**Police Services Board Report for Pickle Lake
Records Management System
January to March - 2024**

Clearance Rate	January to March			Year to Date - March		
	2023	2024	Difference	2023	2024	Difference
Violent Crime	92.3%	100.0%	7.7%	92.3%	100.0%	7.7%
Property Crime	80.0%	60.0%	-20.0%	80.0%	60.0%	-20.0%
Drug Crime	100.0%	--	--	100.0%	--	--
Total (Violent, Property & Drug)	90.0%	88.9%	-1.1%	90.0%	88.9%	-1.1%



Data contained within this report is dynamic in nature and numbers will change over time as the Ontario Provincial Police continue to investigate and solve crime.

Data Utilized

- Major Crimes
- Niche RMS All Offence Level Business Intelligence Cube

Detachment: 2L - SIOUX LOOKOUT
Location code(s): 2L20 - PICKLE LAKE
Area code(s): 2010 - Pickle Lake
Data source date:
 2024/08/10

Report Generated by:
 Duewel, Karl

Report Generated on:
 Aug 13, 2024 11:51:25 AM
 PP-CSC-Operational Planning-4300



Calls For Service (CFS) Billing Summary Report

Pickle Lake January to March - 2024

Billing Categories <i>(Billing categories below do not match traditional crime groupings)</i>	2024				2023			
	January to March	Year to Date	Time Standard	Year To Date Weighted Hours	January to March	Year to Date	Time Standard	Year To Date Weighted Hours
Violent Criminal Code	13	13	15.4	200.2	12	12	15.4	184.8
Property Crime Violations	5	5	6.3	31.5	5	5	6.3	31.5
Other Criminal Code Violations (Excluding traffic)	4	4	7.3	29.2	6	6	7.3	43.8
Drugs	0	0		0.0	1	1	80.6	80.6
Statutes & Acts	13	13	3.5	45.5	10	10	3.5	35.0
Operational	59	59	3.8	224.2	47	47	3.8	178.6
Operational2	4	4	1.5	6.0	4	4	1.5	6.0
Traffic	6	6	3.8	22.8	0	0		0.0
Total	104	104		559.4	85	85		560.3

Note to Detachment Commanders:

- The content of each report is to be shared by the Detachment Commander only with the municipality for which it was generated. The municipality may treat this as a public document and distribute it as they wish.
- All data is sourced from the Niche RMS application. Included are 'reported' occurrences (actuals and unfounded occurrences) for 'billable' occurrences ONLY. Data is refreshed on a weekly basis.
- The Traffic category includes motor vehicle collision (MVC) occurrences entered into Niche (UCR code 8521). MVCs are NOT sourced from the eCRS application for this report.
- Only the primary violation is counted within an occurrence.
- Time standards displayed are for the 2024 billing period.

Note to Municipalities:

- Data contained within this report is dynamic in nature and numbers will change over time as the Ontario Provincial Police continues to investigate and solve crime.
- This report is NOT to be used for crime trend analysis as not all occurrences are included.
- Data groupings within this report do not match traditional crime groupings seen in other public reports such as the OPP Police Services Board reports or Statistics Canada reporting.



Calls For Service (CFS) Billing Summary Report

Pickle Lake January to March - 2024

Billing Categories <i>(Billing categories below do not match traditional crime groupings)</i>		2024				2023			
		January to March	Year to Date	Time Standard	Year To Date Weighted Hours	January to March	Year to Date	Time Standard	Year To Date Weighted Hours
Violent Criminal Code	Assault With Weapon or Causing Bodily Harm-Level 2	1	1	15.4	15.4	1	1	15.4	15.4
	Assault-Level 1	5	5	15.4	77.0	9	9	15.4	138.6
	Assault Peace Officer	3	3	15.4	46.2	0	0		0.0
	Criminal Harassment	0	0		0.0	1	1	15.4	15.4
	Utter Threats to Person	4	4	15.4	61.6	0	0		0.0
	Other Criminal Code * against public order	0	0		0.0	1	1	15.4	15.4
	Total	13	13	15.4	200.2	12	12	15.4	184.8
Property Crime Violations	Theft of Motor Vehicle	0	0		0.0	2	2	6.3	12.6
	Theft Under \$5,000 [SHOPLIFTING]	1	1	6.3	6.3	1	1	6.3	6.3
	Fraud -Money/ property/security > \$5,000	1	1	6.3	6.3	0	0		0.0
	Fraud -Money/ property/security <= \$5,000	1	1	6.3	6.3	1	1	6.3	6.3
	Personation with Intent (fraud)	1	1	6.3	6.3	0	0		0.0
	Mischief - master code	1	1	6.3	6.3	1	1	6.3	6.3
	Total	5	5	6.3	31.5	5	5	6.3	31.5
Other Criminal Code Violations (Excluding traffic)	Bail Violations - Fail To Comply	3	3	7.3	21.9	5	5	7.3	36.5
	Disturb the Peace	1	1	7.3	7.3	1	1	7.3	7.3
	Total	4	4	7.3	29.2	6	6	7.3	43.8
Drugs	Trafficking Cocaine	0	0		0.0	1	1	80.6	80.6
	Total	0	0		0.0	1	1	80.6	80.6
Statutes & Acts	Mental Health Act	1	1	3.5	3.5	0	0		0.0
	Mental Health Act - Attempt Suicide	2	2	3.5	7.0	0	0		0.0
	Mental Health Act - Threat of Suicide	4	4	3.5	14.0	3	3	3.5	10.5
	Mental Health Act - Voluntary Transport	2	2	3.5	7.0	0	0		0.0
	Trespass To Property Act	4	4	3.5	14.0	7	7	3.5	24.5
	Total	13	13	3.5	45.5	10	10	3.5	35.0
Operational	Animal - Dog Owners Liability Act	0	0		0.0	2	2	3.8	7.6
	Domestic Disturbance	4	4	3.8	15.2	7	7	3.8	26.6
	Suspicious Person	2	2	3.8	7.6	1	1	3.8	3.8



Calls For Service (CFS) Billing Summary Report

Pickle Lake January to March - 2024

Billing Categories <i>(Billing categories below do not match traditional crime groupings)</i>		2024				2023			
		January to March	Year to Date	Time Standard	Year To Date Weighted Hours	January to March	Year to Date	Time Standard	Year To Date Weighted Hours
Operational	Fire - Other	1	1	3.8	3.8	0	0		0.0
	Insecure Condition - Master code	1	1	3.8	3.8	0	0		0.0
	Insecure Condition - Building	3	3	3.8	11.4	0	0		0.0
	Missing Person under 12	0	0		0.0	1	1	3.8	3.8
	Missing Person Located Under 12	0	0		0.0	1	1	3.8	3.8
	Missing Person Located 12 & older	1	1	3.8	3.8	1	1	3.8	3.8
	Noise Complaint - Vehicle	1	1	3.8	3.8	0	0		0.0
	Found Property - Master code	1	1	3.8	3.8	0	0		0.0
	Found-Personal Accessories	1	1	3.8	3.8	0	0		0.0
	Lost Property -Master code	0	0		0.0	1	1	3.8	3.8
	Sudden Death - Natural Causes	0	0		0.0	1	1	3.8	3.8
	Suspicious Vehicle	2	2	3.8	7.6	0	0		0.0
	Trouble with Youth	3	3	3.8	11.4	3	3	3.8	11.4
	Unwanted Persons	18	18	3.8	68.4	13	13	3.8	49.4
	Neighbour Dispute	0	0		0.0	2	2	3.8	7.6
	Assist Public	17	17	3.8	64.6	11	11	3.8	41.8
	Distressed/Overdue Motorist	2	2	3.8	7.6	2	2	3.8	7.6
	Family Dispute	2	2	3.8	7.6	1	1	3.8	3.8
Total	59	59	3.8	224.2	47	47	3.8	178.6	
Operational2	False Alarm -Others	0	0		0.0	1	1	1.5	1.5
	False Alarm - Cancelled	0	0		0.0	1	1	1.5	1.5
	Keep the Peace	4	4	1.5	6.0	1	1	1.5	1.5
	911 call - Dropped Cell	0	0		0.0	1	1	1.5	1.5
	Total	4	4	1.5	6.0	4	4	1.5	6.0
Traffic	MVC - Prop. Dam. Non Reportable	6	6	3.8	22.8	0	0		0.0
	Total	6	6	3.8	22.8	0	0		0.0
Total		104	104		559.4	85	85		560.3

Note to Detachment Commanders:

- The content of each report is to be shared by the Detachment Commander only with the municipality for which it was generated. The municipality may treat this as a public document and distribute it as they wish.



Calls For Service (CFS) Billing Summary Report

Pickle Lake January to March - 2024

- All data is sourced from the Niche RMS application. Included are 'reported' occurrences (actuals and unfounded occurrences) for 'billable' occurrences ONLY. Data is refreshed on a weekly basis.
- The Traffic category includes motor vehicle collision (MVC) occurrences entered into Niche (UCR code 8521). MVCs are NOT sourced from the eCRS application for this report.
- Only the primary violation is counted within an occurrence.
- Time standards displayed are for the 2024 billing period.

Note to Municipalities:

- Data contained within this report is dynamic in nature and numbers will change over time as the Ontario Provincial Police continues to investigate and solve crime.
- This report is NOT to be used for crime trend analysis as not all occurrences are included.
- Data groupings within this report do not match traditional crime groupings seen in other public reports such as the OPP Police Services Board reports or Statistics Canada reporting.