



SIoux LOOKOUT

O N T A R I O

Hub of the North



COMMUNITY PROFILE 2011

Version 4.0
April 11, 2011

© 2011 Municipality of Sioux Lookout

This document contains information that is subject to change without notice. All data is believed to be accurate, but the reader is advised to verify data before reaching decisions based upon information contained within this document. All marks are the property of their respective owners.

For further information please contact:

Florence Bailey
Economic Development Officer
Municipality of Sioux Lookout
PO Box 158
25 Fifth Avenue
Sioux Lookout, Ontario
P8T 1A4
Canada

Phone: 807-737-2700 x2228

Fax: 807-737-3436

Email: edo@siouxlookout.ca

Web: www.siouxlookout.ca

Table of Contents

1	INTRODUCTION	1
1.1	Location	2
1.2	Climate.....	3
2	DEMOGRAPHICS.....	4
2.1	Population Size and Growth	4
2.2	Age Profile.....	5
2.3	Language Characteristics	6
2.4	Mobility Characteristics	7
2.5	Level of Education.....	8
2.6	Income.....	10
3	LABOUR FORCE.....	13
3.1	Key Indicators	13
3.2	Labour Force by Occupation	14
3.3	Labour Force by Industry	17
3.4	Place of Work	18
3.5	Net Import & Export of Labour Force	19
3.6	General Wages by Occupation	20
4	KEY INDUSTRIES.....	22
4.1	Largest Employers	22
5	TRANSPORTATION FACILITIES.....	23
5.1	Highways	23
5.2	Rail Service.....	24
5.3	Airports	24
5.4	Port.....	26
5.5	Bus	26
6	TAXES AND UTILITIES.....	28
6.1	Local Property Tax Rates	28
6.2	Federal and Provincial Income Tax Rates.....	28
6.3	Electricity	30
6.4	Waste Management	33
6.5	Water and Sanitary Sewer	35
6.6	Communications Infrastructure	37
7	BUILDING AND DEVELOPMENT RELATED FEES.....	40
7.1	Development Related Fees	40
7.2	Development Charges	41
8	INDUSTRIAL PARKS	42
8.1	Industrial Parks.....	42
9	BUSINESS SUPPORT PROGRAMS AND SERVICES.....	43
9.1	Government Services	43
9.2	Chamber of Commerce and Business Associations.....	47
9.3	Education, Employment and Training Services	48
9.4	Area Financial Institutions	49
9.5	Real Estate	50
9.6	Economic Development	51
10	QUALITY OF LIFE.....	53
10.1	Housing Characteristics	53
10.2	Health and Community Services.....	53
10.3	Education	58
10.4	Protective Services.....	60

Sioux Lookout Community Profile 2010

10.5 Recreation, Tourism and Events.....	61
10.6 Events.....	63
10.7 Local Media	64
11 LOCAL ACCOMMODATIONS	65
APPENDIX - INCENTIVES.....	66

List of Tables

Table 1: Sioux Lookout Average Temperature (°C).....	3
Table 2: Sioux Lookout Average Precipitation	3
Table 3: Population Change	4
Table 4: Population Projection.....	4
Table 5: Age Distribution	6
Table 6: Language Characteristics, 2010.....	6
Table 7: Sioux Lookout Mobility Rates.....	7
Table 8: Education Attainment, 2010.....	9
Table 9: Total Income Levels, 2009.....	10
Table 10: Family Income Levels, 2009.....	11
Table 11: Household Income Levels, 2009.....	12
Table 12: Labour Force Characteristics, 2010.....	13
Table 13: Labour Force by Occupation, 2010.....	15
Table 14: Labour Force by Industry, 2010.....	17
Table 15: Where the Sioux Lookout Resident Labour Force Works, 2006.....	18
Table 16: Place of Residence for Persons Working in Sioux Lookout, 2006.....	18
Table 17: Net Import-Export of Labour Force for Sioux Lookout, 2006.....	19
Table 18: General Wages by Occupation.....	20
Table 19: Largest Private Sector Employers.....	22
Table 20: Largest Public Sector Employers.....	22
Table 21: Distance to Urban Centres	23
Table 22: Distance to Major US Border Crossings	23
Table 23: Local Property Tax Rates, 2010.....	28
Table 24: Corporate Taxes – Non-Canadian Controlled	28
Table 25: Corporate Taxes – Canadian Controlled.....	28
Table 26: Ontario's Capital Tax Elimination Plan	29
Table 27: Personal Income Tax, 2010.....	29
Table 28: Sales Tax.....	29
Table 29: Residential Electricity Rates.....	30
Table 30: Small Business Electricity Rates (Less than 50 kW per month).....	31
Table 31: Business Electricity Rates (More than 50 kW per month).....	32
Table 32: Waste Disposal Site	33
Table 33: Water and Sewer.....	36
Table 34: Communications Infrastructure.....	37
Table 35: Development-related Application Fees	40
Table 36: Industrial Parks Available.....	42
Table 37: Dwelling Characteristics for Sioux Lookout, 2010.....	53
Table 38: Public Schools	58
Table 39: Catholic Schools	58
Table 40: Tourism Facilities.....	61
Table 41: Annual Events 2010.....	63
Table 42: Newspapers	64
Table 43: Radio Stations	64
Table 44: Cable Service	64
Table 45: Television.....	64

List of Figures

Figure 1: Sioux Lookout Location Map.....	2
Figure 2: Age Distribution Chart, 2010	5
Figure 3: Education Attainment, 2010	8
Figure 4: Labour Force by Occupation, 2010	14

1 Introduction

Sioux Lookout is located halfway between Thunder Bay and Winnipeg, north of the Trans-Canada Highway, sitting nestled on the lakeshores of Pelican, Abram and Lac Seul with the rugged Canadian Shield as the backdrop. This scenic municipality boasts a culturally diverse population of over 5,300 residents and is proud to be the true "Hub of the North", providing essential services to 25,000 people in 29 remote First Nation communities.

Sioux Lookout is a renowned, year-round tourist destination. Visitors and residents alike take advantage of a wide variety of outdoor recreational and sporting opportunities including water sports, hiking, cross country skiing, snowmobiling and incredible fishing.

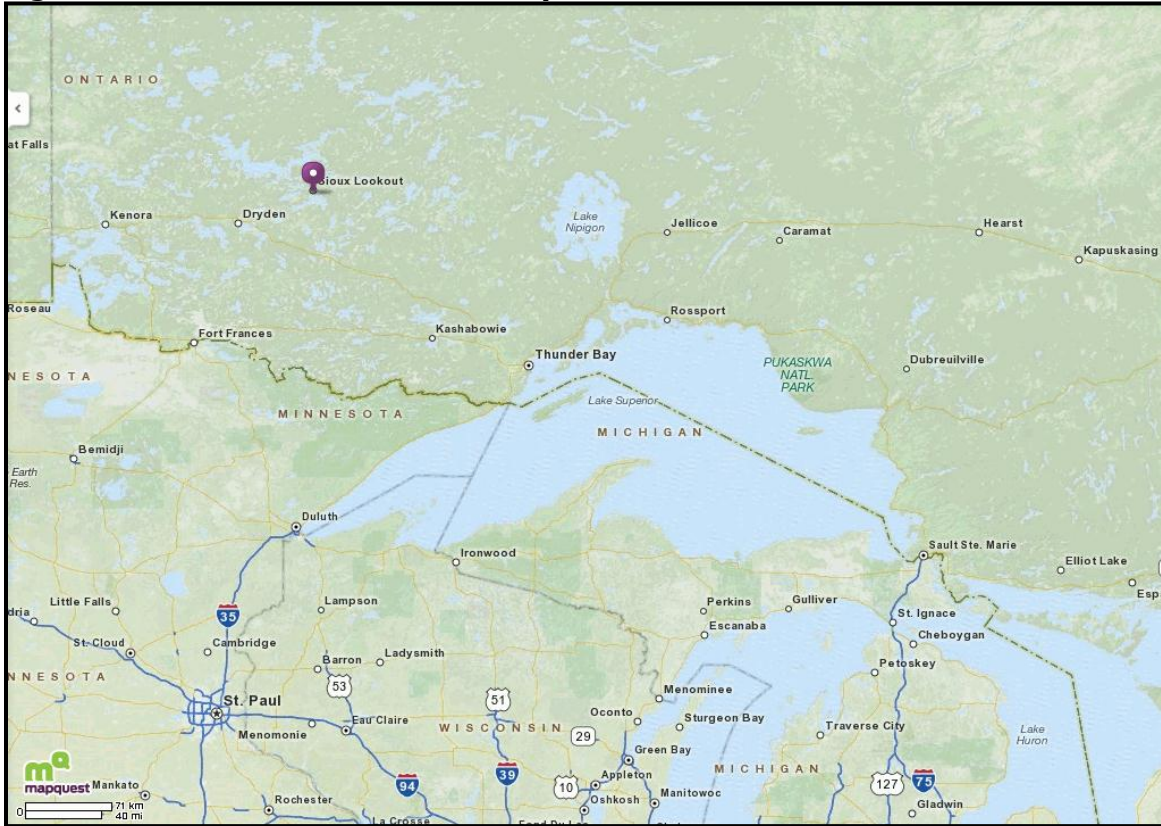
The area has been on a major growth curve with \$250 million in capital projects recently completed, including a new state-of-the-art Hospital, Heritage Train Station Redevelopment, Downtown Revitalization, MNR Fire Management Centre, Airport Expansion, and an increase in serviced residential, commercial and industrial land.

Whether you are considering a visit to this community, or a permanent move, Sioux Lookout welcomes you to this beautiful and unique community.

1.1 Location

Sioux Lookout is a Municipality in Northwestern Ontario, Canada.

Figure 1: Sioux Lookout Location Map



Source: <http://www.mapquest.com/>

Sioux Lookout Community Profile 2010

1.2 Climate

Sioux Lookout derives climatic data from the Sioux Lookout A* Station¹.

Table 1: Sioux Lookout Average Temperature (°C)

Temperature	Jan	Feb	Mar	Apr	May	Jun	Jul	Aug	Sep	Oct	Nov	Dec
Daily Average	-19	-14.3	-7	2.2	10.5	15.7	18.6	17.2	10.9	4.2	-5.6	-15
Standard Deviation	3.5	3.9	3	2.4	2.3	1.9	1.5	1.8	1.5	1.8	3	3.9
Daily Maximum	-13	-8.3	-0.8	8.4	17	21.5	24.1	22.6	15.7	8.2	-2	-10.3
Daily Minimum	-24	-20.2	-13.3	-4	4.1	9.9	13	11.7	6.1	0.2	-9.2	-19.7
Extreme Maximum	6.7	9.3	18.9	30.6	33.9	37.8	36.1	35.6	35	26.7	18.9	8.9
Extreme Minimum	-45	-46.1	-37.8	-30	-15.6	-2.8	1.1	0	-6.1	-16	-35	-41.1

Source: Environment Canada, Sioux Lookout A* Station.

Table 2: Sioux Lookout Average Precipitation

Precipitation	Jan	Feb	Mar	Apr	May	Jun	Jul	Aug	Sep	Oct	Nov	Dec
Rainfall (mm)	0.5	0.9	6.5	23.2	59.7	97.2	85.3	88.5	93.7	46.9	14.1	0.8
Snowfall (cm)	34.1	25.3	28.3	17.8	4.8	0.2	0	0	2.2	17.7	40.8	32.8
Precipitation (mm)	33.1	25.6	34.4	40.9	64.4	97.3	85.3	88.5	95.3	64.8	53.8	32.5
Extreme Daily Rainfall (mm)	2.8	7.9	21.6	39.5	40.1	81	78	70.8	116	60.2	27.6	8.2
Extreme Daily Snowfall (cm)	25.9	32.5	24.4	32	35.6	7.4	0.8	0	15.2	31	40.6	23.6
Extreme Daily Precipitation (mm)	25.9	32.5	29.4	39.5	56.4	81	78	70.8	116	60.2	40.6	23.1
Extreme Snow Depth (cm)	142	137	109	99	25	0	0	0	3	23	79	97

Source: Environment Canada, Sioux Lookout A* Station.

¹ Stations with a '*' indicate that this station meets the United Nation's World Meteorological Organization WMO standards.

2 Demographics

2.1 Population Size and Growth

Table 3: Population Change

	2001	2006	2010*
Sioux Lookout Population Count	5,336	5,183	5,423
% Change from Previous Census		-2.9	
	2001	2006	2010*
Ontario Population Count	11,410,046	12,160,282	13,293,008
% Change from Previous Census		6.6	

Source: Statistics Canada. 2007. 2006 Community Profiles. 2006 Census.

Statistics Canada Catalogue no. 92-591-XWE. Ottawa. Released March 13, 2007.

<http://www12.statcan.ca/english/census06/data/profiles/community/index.cfm?Lang=E>

* Estimated McSweeney & Associates from Manifold Data Mining Inc. Superdemographics 2010

Table 4: Population Projection

	2015	2020
Sioux Lookout Projected Population	5,345	5,307
% Change		-0.71
	2015	2020
Ontario Projected Population	14,211,555	15,196,416
% Change		6.93

Source: Statistics Canada. 2007. 2006 Community Profiles. 2006 Census.

Statistics Canada Catalogue no. 92-591-XWE. Ottawa. Released March 13, 2007.

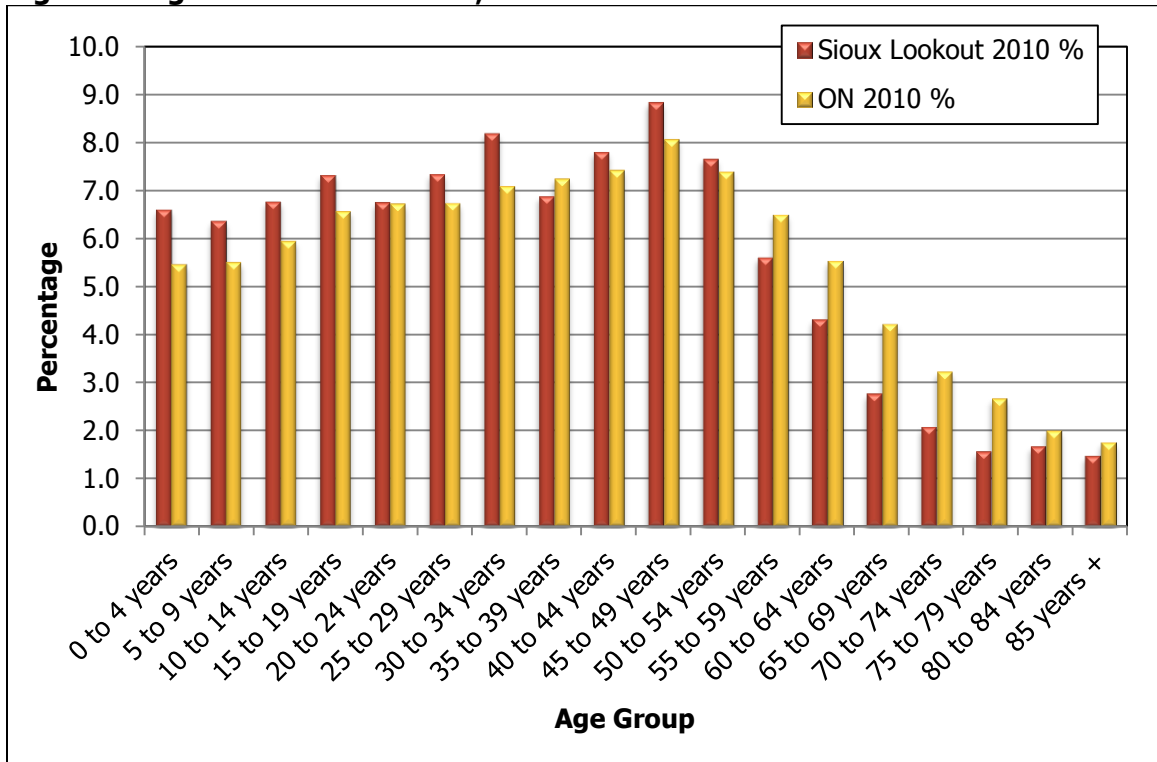
<http://www12.statcan.ca/english/census06/data/profiles/community/index.cfm?Lang=E>

* Estimated McSweeney & Associates from Manifold Data Mining Inc. Superdemographics 2010

2.2 Age Profile

In 2010, Sioux Lookout had a younger population compared to the provincial average. Estimates show that the percentage of the total population of the ages of 55+ is below the provincial average, while the percentages for those aged under 55 is above the provincial average.

Figure 2: Age Distribution Chart, 2010



Source: McSweeney & Associates from Manifold Data Mining Inc. Superdemographics 2010.

Table 5: Age Distribution

Characteristics	Sioux Lookout 2010	Sioux Lookout 2010 (%)	Ontario 2010 (%)
Age	5,423		13,293,008
0 to 4 years	358	6.6	5.5
5 to 9 years	345	6.4	5.5
10 to 14 years	367	6.8	5.9
15 to 19 years	397	7.3	6.6
20 to 24 years	366	6.7	6.7
25 to 29 years	398	7.3	6.7
30 to 34 years	444	8.2	7.1
35 to 39 years	373	6.9	7.2
40 to 44 years	423	7.8	7.4
45 to 49 years	479	8.8	8.1
50 to 54 years	415	7.7	7.4
55 to 59 years	304	5.6	6.5
60 to 64 years	234	4.3	5.5
65 to 69 years	150	2.8	4.2
70 to 74 years	113	2.1	3.2
75 to 79 years	85	1.6	2.7
80 to 84 years	91	1.7	2.0
85 years and over	80	1.5	1.8

Source: McSweeney & Associates from Manifold Data Mining Inc. Superdemographics 2010.

2.3 Language Characteristics

Table 6 indicates almost all people in Sioux Lookout speak English only, and this percentage is higher than Ontario. There are only 6.7% residents (lower than Ontario) in Sioux Lookout who are bilingual (English and French).

Table 6: Language Characteristics, 2010

Characteristics	Sioux Lookout	Sioux Lookout (%)	Ontario (%)
Total population	5,423		13,293,008
English only	5,047	93.1	86.1
French only	0.0	0.0	0.4
English and French	366.0	6.7	11.4
Other language(s)	10.0	0.2	2.2

Source: McSweeney & Associates from Manifold Data Mining Inc. Superdemographics 2010.

2.4 Mobility Characteristics

Estimates indicate people moving to Sioux Lookout tend to be relocating from other parts of Ontario as opposed to moving from outside of the province or country.

Table 7: Sioux Lookout Mobility Rates

Characteristics	Sioux Lookout 2010	Sioux Lookout 2010 (%)	Ontario 2010 (%)
Mobility status – place of residence one year ago			
Total population 1 year and over ²	5,423	5,423	13,293,008
Non-movers ³	4,513	83.2	86.5
Movers ⁴	910	16.8	13.5
Non-migrants ⁵	562	10.4	8.1
Migrants ⁶	348	6.4	5.4
Migrants within Canada	337	6.2	4.4
Migrants from outside Canada	12	0.2	1.1
Migrants within Ontario	249	4.6	3.9
Migrants from outside Ontario	88	1.6	0.5
Mobility status – place of residence status five years ago			
Total population 5 years and over	5,423	5,423	13,293,008
Non-movers	2,839	52.4	57.7
Movers	2,584	47.6	42.3
Non-migrants	1,496	27.6	22.9
Migrants	1,088	20.1	19.5
Migrants within Canada	1,012	18.7	14.4
Migrants from outside Canada	76	1.4	5.0
Migrants within Ontario	759	14.0	12.8
Migrants from outside Ontario	253	4.7	1.6

Source: McSweeney & Associates from Manifold Data Mining Inc. Superdemographics 2010.

² Refers to the relationship between a person's usual place of residence on Census Day and his or her usual place of residence one year earlier. A person is classified as a non-mover if no difference exists. Otherwise, a person is classified as a mover and this categorization is called Mobility status (1 year ago). Within the category of movers, a further distinction is made between non-migrants and migrants; this difference is called migration status.

³ Non-movers are persons who, on Census Day, were living at the same address as the one at which they resided one year earlier.

⁴ Movers are persons who, on Census Day, were living at a different address from the one at which they resided one year earlier.

⁵ Non-migrants are movers who, on Census Day, were living at a different address, but in the same census subdivision (CSD) as the one they lived in one year earlier.

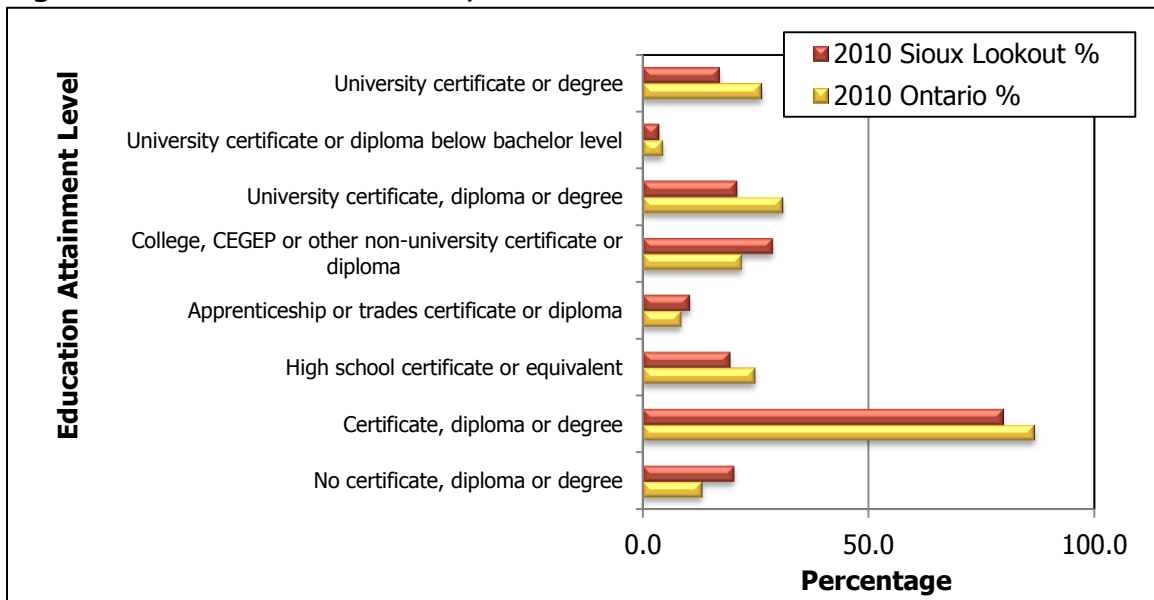
⁶ Migrants are movers who, on Census Day, were residing in a different CSD one year earlier (internal migrants) or who were living outside Canada one year earlier (external migrants).

2.5 Level of Education

Figure 3 and Table 8 indicate the level of education attainment in Sioux Lookout in 2010.

- Roughly 80% of Sioux Lookout residents have a certificate, diploma or degree. Although this is lower than the overall provincial average, Sioux Lookout does have a higher percentage of persons with a college, CEGEP or other non-university certificate or diploma than the provincial average.
- The percentage of persons with a university education is less than the provincial average.

Figure 3: Education Attainment, 2010



Source: McSweeney & Associates from Manifold Data Mining Inc. Superdemographics 2010.

Sioux Lookout Community Profile 2010

Table 8: Education Attainment, 2010

Characteristics ⁷	Sioux Lookout	Sioux Lookout (%)	Ontario (%)
Total population 25 to 64 years	3,071		7,436,263
No certificate, diploma or degree	625	20.4	13.3
Certificate, diploma or degree	2,446	79.6	86.7
High school certificate or equivalent	595	19.4	24.9
Apprenticeship or trades certificate or diploma	323	10.5	8.6
College, CEGEP or other non-university certificate or diploma	886	28.9	22.1
University certificate, diploma or degree	642	20.9	31.0
University certificate or diploma below bachelor level	114	3.7	4.6
University certificate or degree	528	17.2	26.4
Bachelor's degree	323	10.5	16.4
University certificate or diploma above bachelor level	76	2.5	3.1
Degree in medicine, dentistry, veterinary medicine or optometry	0	0.0	0.7
Master's degree	128	4.2	5.3
Earned doctorate	0	0.0	0.9

Source: McSweeney & Associates from Manifold Data Mining Inc. Superdemographics 2010.

⁷ By highest certificate, diploma or degree obtained.

Sioux Lookout Community Profile 2010

2.6 Income

Table 9 indicates that, in 2009, the average total income levels were higher in Sioux Lookout than in Ontario.

Table 9: Total Income Levels, 2009

Characteristic	Sioux Lookout	Sioux Lookout (%)	Ontario (%)
Total population 15 years and over (by income 2009)	4,354		
Without income	127	2.9	4.7
With income	4,226	97.1	95.3
Under \$1,000	84	1.9	4.0
\$1,000 to \$2,999	118	2.7	3.3
\$3,000 to \$4,999	135	3.1	3.1
\$5,000 to \$6,999	135	3.1	3.3
\$7,000 to \$9,999	138	3.2	5.4
\$10,000 to \$11,999	121	2.8	3.9
\$12,000 to \$14,999	153	3.5	5.6
\$15,000 to \$19,999	362	8.3	8.4
\$20,000 to \$24,999	269	6.2	7.0
\$25,000 to \$29,999	276	6.3	6.2
\$30,000 to \$34,999	365	8.4	6.3
\$35,000 to \$39,999	259	5.9	5.7
\$40,000 to \$44,999	253	5.8	5.0
\$45,000 to \$49,999	376	8.6	4.2
\$50,000 to \$59,999	371	8.5	6.7
\$60,000 and over	812	18.6	17.1
Characteristic	Sioux Lookout		Ontario
Median total income \$	39,370		30,822
Average total income \$	43,761		42,841
Standard error of average total income \$	912		58

Source: McSweeney & Associates from Manifold Data Mining Inc. Superdemographics 2010 (2009 incomes).

Sioux Lookout Community Profile 2010

Table 10 indicates that, in 2009, families residing in Sioux Lookout earned a slightly higher median family income and slightly lower average income compared to Ontario averages.

Table 10: Family Income Levels, 2009

Characteristic	Sioux Lookout	Sioux Lookout (%)	Ontario (%)
Total number of economic families (by income in 2009)	1,603		
Under \$10,000	11	0.7	2.4
\$10,000 to \$19,999	49	3.1	3.8
\$20,000 to \$29,999	62	3.9	6.6
\$30,000 to \$39,999	87	5.4	8.4
\$40,000 to \$49,999	112	7.0	8.7
\$50,000 to \$59,999	109	6.8	8.5
\$60,000 to \$69,999	140	8.7	8.4
\$70,000 to \$79,999	144	9.0	8.0
\$80,000 to \$89,999	181	11.3	7.4
\$90,000 to \$99,999	130	8.1	6.4
\$100,000 and over	577	36.0	31.4
Characteristic	Sioux Lookout		Ontario
Median family income \$	86,276		84,173
Average family income \$	101,431		102,215
Standard error of average family income \$	2,442		115
Composition of family income in 2009 for all economic families%	100		100
Employment income %	83.92		78.64
Government transfer payments %	6.26		10.63
Other %	9.82		10.73

Source: McSweeney & Associates from Manifold Data Mining Inc. Superdemographics 2010 (2009 incomes).

Sioux Lookout Community Profile 2010

Table 11 demonstrates that, in 2009, the average income for households in Sioux Lookout was higher in comparison to households in Ontario.

Table 11: Household Income Levels, 2009

Characteristic	Sioux Lookout	Sioux Lookout (%)	Ontario (%)
Total number of private households (by income in 2009)	2,012		
Under \$10,000	25	1.2	4.1
\$10,000 to \$19,999	171	8.5	8.4
\$20,000 to \$29,999	124	6.2	8.9
\$30,000 to \$39,999	181	9.0	9.7
\$40,000 to \$49,999	143	7.1	9.2
\$50,000 to \$59,999	187	9.3	8.4
\$60,000 to \$69,999	187	9.3	7.8
\$70,000 to \$79,999	144	7.2	7.2
\$80,000 to \$89,999	165	8.2	6.2
\$90,000 to \$99,999	93	4.6	5.3
\$100,000 and over	592	29.4	24.7
Characteristic	Sioux Lookout		Ontario
Median household income \$	79,076		67,246
Average household income \$	90,065		85,814
Standard error of average household income \$	2,171		102

Source: McSweeney & Associates from Manifold Data Mining Inc. Superdemographics 2010 (2009 incomes).

3 Labour Force

3.1 Key Indicators

Sioux Lookout is home to a 3,443 person strong labour force. As illustrated in Table 12, Sioux Lookout's labour participation and employment rates are significantly higher compared to Ontario, however the unemployment rate is significantly lower than the provincial average.

Table 12: Labour Force Characteristics, 2010⁸

Characteristic	Sioux Lookout	Ontario
Total population, aged 15 years and older	4,354	11,045,903
In the labour force ⁹	3,443	7,458,212
Employed	3,340	7,013,603
Unemployed	103	444,608
Not in the labour force	911	3,587,691
Participation rate	79.1	67.52
Employment rate	76.7	63.5
Unemployment rate	3.0	5.96

Source: McSweeney & Associates from Manifold Data Mining Inc. Superdemographics 2010.

8 Participation rate % = labourforce/total population aged 15 and over

Employment rate % = employed/totalpopulation aged 15 and over

Unemployment rate % = unemployed/labourforce

9 Labour force - Refers to persons who were either employed or unemployed.

Unemployed - Refers to persons 15 years and over, excluding institutional residents, who, during the week (Sunday to Saturday) prior to Census Day (May 16, 2006), were without paid work or without self-employment work and were available for work and either:

(a) had actively looked for paid work in the past four weeks;

(b) were on temporary lay-off and expected to return to their job;

(c) had definite arrangements to start a new job in four weeks or less.

Participation rate - Refers to the labour force expressed as a percentage of the population 15 years and over excluding institutional residents.

Employment rate - Refers to the number of persons employed expressed as a percentage of the total population 15 years and over excluding institutional residents.

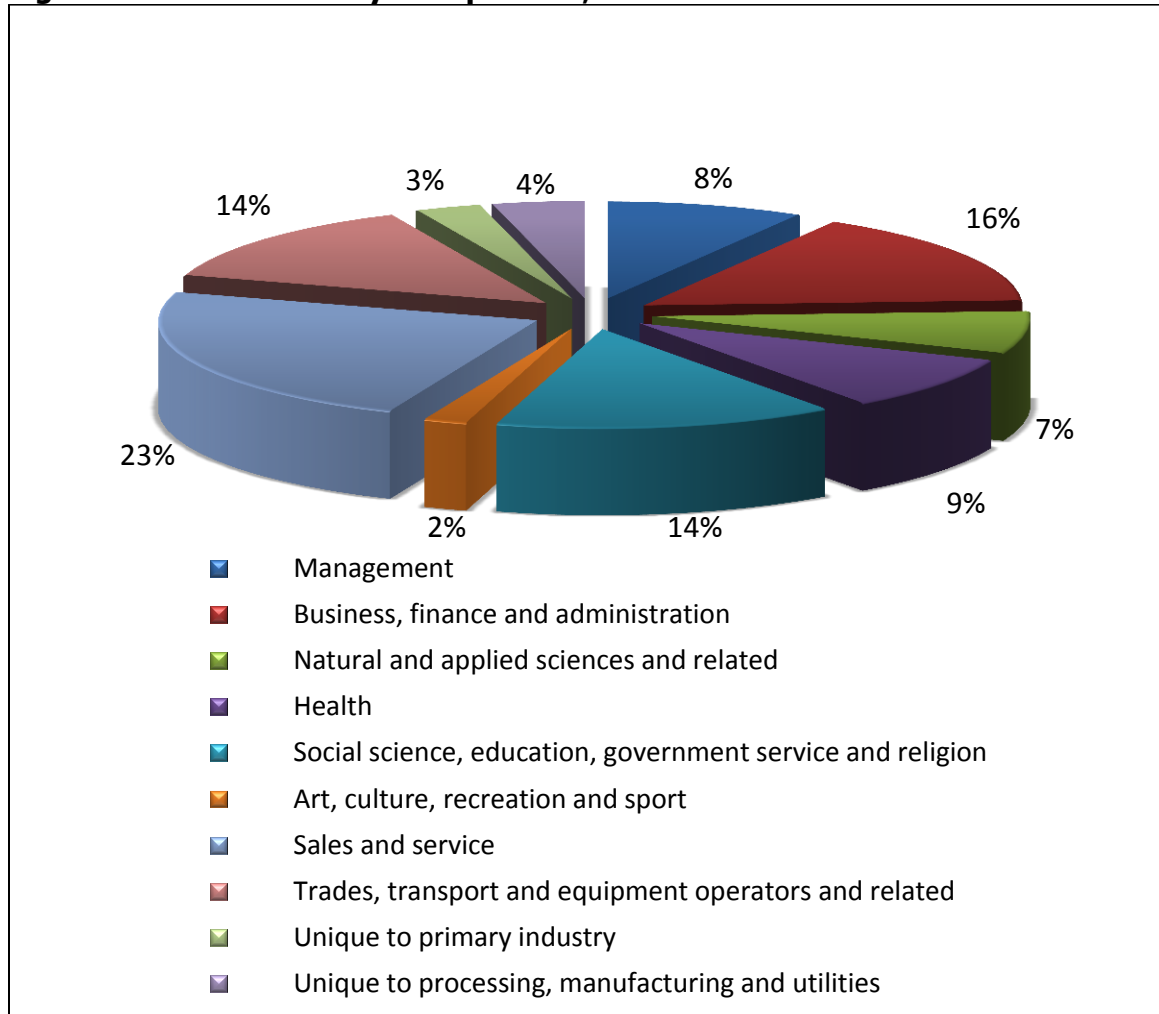
Unemployment rate - Refers to the unemployed expressed as a percentage of the labour force.

3.2 Labour Force by Occupation

Figure 4 and Table 13 illustrate Sioux Lookout's labour force make up by occupation:

- Accounting for 23% of the labour force, sales and service occupations represent the largest occupational group in Sioux Lookout.
- The percentage of the labour force in business, finance and administration occupation is also large.

Figure 4: Labour Force by Occupation¹⁰, 2010



Source: McSweeney & Associates from Manifold Data Mining Inc. Superdemographics 2010.

¹⁰ Percentage calculated based on all occupations excludes occupation-not applicable.

Sioux Lookout Community Profile 2010

Table 13: Labour Force by Occupation, 2010

Characteristic ¹¹	Sioux Lookout	Sioux Lookout (%)	Ontario (%)
Total labour force aged 15 years and over by occupation	3,443		
Occupation - Not applicable	25	0.7	1.6
All occupations	3,418	99.3	98.4
A Management occupations	289	8.4	10.2
A0 Senior management occupations	25	0.7	1.3
A1 Specialist managers	56	1.6	3.0
A2 Managers in retail trade, food and accommodation services	134	3.9	2.8
A3 Other managers, n.e.c.	73	2.1	3.2
B Business, finance and administration occupations	537	15.6	18.4
B0 Professional occupations in business and finance	11	0.3	2.8
B1 Finance and insurance administration occupations	58	1.7	1.2
B2 Secretaries	69	2.0	1.4
B3 Administrative and regulatory occupations	47	1.4	2.2
B4 Clerical supervisors	12	0.3	0.5
B5 Clerical occupations	339	9.8	10.4
C Natural and applied sciences and related occupations	238	6.9	6.9
C0 Professional occupations in natural and applied sciences	39	1.1	4.2
C1 Technical occupations related to natural and applied sciences	198	5.8	2.8
D Health occupations	304	8.8	5.1
D0 Professional occupations in health	52	1.5	1.1
D1 Nurse supervisors and registered nurses	54	1.6	1.5
D2 Technical and related occupations in health	114	3.3	1.1
D3 Assisting occupations in support of health services	84	2.4	1.3
E Occupations in social science, education, government service and religion	495	14.4	8.2
E0 Judges, lawyers, psychologists, social workers, ministers of religion, and policy and program officers	185	5.4	2.3
E1 Teachers and professors	163	4.7	4.0
E2 Paralegals, social services workers and occupations in education and religion, n.e.c.	147	4.3	2.0
F Occupations in art, culture, recreation and sport	63	1.8	2.9
F0 Professional occupations in art and culture	45	1.3	1.3
F1 Technical occupations in art, culture, recreation and sport	19	0.6	1.6

¹¹ National Occupational Classification for Statistics 2006 – 20% sample data.

Sioux Lookout Community Profile 2010

Characteristic	Sioux Lookout	Sioux Lookout (%)	Ontario (%)
G Sales and service occupations	798	23.2	23.2
G0 Sales and service supervisors	29	0.8	0.8
G1 Wholesale, technical, insurance, real estate sales specialists, and retail, wholesale and grain buyers	32	0.9	2.3
G2 Retail salespersons and sales clerks	77	2.2	4.5
G3 Cashiers	60	1.7	1.8
G4 Chefs and cooks	28	0.8	1.2
G5 Occupations in food and beverage service	0	0.0	1.4
G6 Occupations in protective services	21	0.6	1.6
G7 Occupations in travel and accommodation, including attendants in recreation and sport	90	2.6	0.8
G8 Child care and home support workers	64	1.9	1.4
G9 Sales and service occupations, n.e.c.	396	11.5	7.7
H Trades, transport and equipment operators and related occupations	464	13.5	14.0
H0 Contractors and supervisors in trades and transportation	14	0.4	0.7
H1 Construction trades	22	0.6	2.3
H2 Stationary engineers, power station operators and electrical trades and telecommunications occupations	25	0.7	1.0
H3 Machinists, metal forming, shaping and erecting occupations	37	1.1	1.3
H4 Mechanics	110	3.2	2.1
H5 Other trades, n.e.c.	23	0.7	0.7
H6 Heavy equipment and crane operators, including drillers	11	0.3	0.4
H7 Transportation equipment operators and related workers, excluding labourers	180	5.2	3.2
H8 Trades helpers, construction and transportation labourers and related occupations	43	1.2	2.4
I Occupations unique to primary industry	96	2.8	2.4
I0 Occupations unique to agriculture, excluding labourers	12	0.3	1.5
I1 Occupations unique to forestry operations, mining, oil and gas extraction and fishing, excluding labourers	70	2.0	0.2
I2 Primary production labourers	14	0.4	0.7
J Occupations unique to processing, manufacturing and utilities	135	3.9	7.0
J0 Supervisors in manufacturing	18	0.5	0.4
J1 Machine operators in manufacturing	35	1.0	2.5
J2 Assemblers in manufacturing	6	0.2	2.4
J3 Labourers in processing, manufacturing and utilities	76	2.2	1.7

Source: McSweeney & Associates from Manifold Data Mining Inc. Superdemographics 2010.

3.3 Labour Force by Industry

The largest percentage of labour force (by industry) in Sioux Lookout is employed in the Health care and social assistance industry which accounts for 23.4% of the labour force compared to 9.3% for Ontario. The percentages of labour force in the Retail trade industry in Sioux Lookout are also high. The following table indicates Sioux Lookout's labour force experience by industry.

Table 14: Labour Force by Industry, 2010

Characteristic ¹²	Sioux Lookout	Sioux Lookout (%)	Ontario (%)
Total labour force 15 years and over by industry	3,443		
Industry - Not applicable	36	1.0	1.6
All industries	3,407	99.0	98.4
11 Agriculture, forestry, fishing and hunting	107	3.1	1.7
21 Mining and oil and gas extraction	11	0.3	0.4
22 Utilities	34	1.0	0.7
23 Construction	48	1.4	5.9
31-33 Manufacturing	325	9.4	14.0
41 Wholesale trade	65	1.9	4.7
44-45 Retail trade	366	10.6	11.0
48-49 Transportation and warehousing	337	9.8	4.7
51 Information and cultural industries	44	1.3	2.6
52 Finance and insurance	86	2.5	4.8
53 Real estate and rental and leasing	37	1.1	1.9
54 Professional, scientific and technical services	101	2.9	7.3
55 Management of companies and enterprises	0	0.0	0.1
56 Administrative and support, waste management and remediation services	58	1.7	4.7
61 Educational services	253	7.3	6.6
62 Health care and social assistance	805	23.4	9.3
71 Arts, entertainment and recreation	51	1.5	2.1
72 Accommodation and food services	266	7.7	6.2
81 Other services (except public administration)	75	2.2	4.5
91 Public administration	339	9.8	5.3

Source: McSweeney & Associates from Manifold Data Mining Inc. Superdemographics 2010.

¹² North American Industry Classification System 2002 - 20% sample data.

Sioux Lookout Community Profile 2010

3.4 Place of Work

The following two tables provide information on persons reporting a "usual place of work other than in their home or outside of Canada", and reveal the following regarding labour force commuting:

- Almost all the Sioux Lookout resident labour force worked in Sioux Lookout.
- The majority of the Sioux Lookout resident labour force who worked outside of Sioux Lookout commuted to work in Thunder Bay.
- The largest number of non-resident labour force commuting to work in Sioux Lookout travelled from Dryden and Thunder Bay.
- 0.9% of the workers living in Sioux Lookout had a usual place of work outside of Sioux Lookout.
- 10.5% of workers declaring a usual place of work in Sioux Lookout lived outside of Sioux Lookout.

Table 15: Where the Sioux Lookout Resident Labour Force Works, 2006

Place of Residence	Total	Male	Female
Sioux Lookout	2,655	1,280	1,375
Thunder Bay	25	10	15
Total Resident Labour Force	2,680	1,290	1,390
<i>Total resident labour force with a usual place of work outside of Sioux Lookout</i>	<i>25</i>	<i>10</i>	<i>15</i>
<i>Percent of residents declaring a place of work outside of Sioux Lookout</i>	<i>0.9%</i>	<i>0.8%</i>	<i>1.1%</i>

Source: McSweeney & Associates, Statistic Canada, Commuting Flow Census Subdivisions: Sex (3) for the Employed Labour Force 15 Years and Over Having a Usual Place of Work of Census Subdivisions, Flows Greater than or Equal to 20, 2006 Census - 20% Sample Data. Statistics Canada - 2006 Census. Catalogue Number 97-561-XCB2006011.
<http://www12.statcan.gc.ca/census-recensement/2006/dp-pd/tbt/Rp-eng.cfm?TABID=1&LANG=E&A=R&APATH=3&DETAIL=0&DIM=0&FL=A&FREE=0&GC=0&GID=3560034&GK=0&GRP=1&O=D&PID=90656&PRID=0&PTYPE=88971,97154&S=1&SHOWALL=0&SUB=0&Temporal=2006&THEME=76&VID=0&VNAMEE=&VNAMEF=>

Table 16: Place of Residence for Persons Working in Sioux Lookout, 2006

Place of Work	Total	Male	Female
Sioux Lookout	2,655	1,280	1,375
Dryden	105	80	25
Thunder Bay	80	40	45
Lac Seul 28	50	30	25
Kenora, Unorganized	50	35	15
Ignace	25	10	20
Total workforce working in Sioux Lookout	2,965	1,475	1,505
<i>Total non-resident workforce commuting to work to Sioux Lookout</i>	<i>310</i>	<i>195</i>	<i>130</i>
<i>Percent of workers (non-residents) commuting to work to Sioux Lookout</i>	<i>10.5%</i>	<i>13.2%</i>	<i>8.6%</i>

Source: McSweeney & Associates, Statistic Canada, Commuting Flow Census Subdivisions: Sex (3) for the Employed Labour Force 15 Years and Over Having a Usual Place of Work of Census Subdivisions, Flows Greater than or Equal to 20, 2006 Census - 20% Sample Data. Statistics Canada - 2006 Census. Catalogue Number 97-561-XCB2006011.
<http://www12.statcan.gc.ca/census-recensement/2006/dp-pd/tbt/Rp-eng.cfm?TABID=1&LANG=E&A=W&APATH=3&DETAIL=0&DIM=0&FL=A&FREE=0&GC=0&GID=3560034&GK=0&GRP=1&O=D&PID=90656&PRID=0&PTYPE=88971,97154&S=1&SHOWALL=0&SUB=0&Temporal=2006&THEME=76&VID=0&VNAMEE=&VNAMEF=>

3.5 Net Import & Export of Labour Force

The next table highlights industry sectors in which there is a net “export” or “import” of labour. In 2006, there were 3,190 jobs in Sioux Lookout, and an employed resident labour force of 3,050, indicating that Sioux Lookout was a net “importer” of at least 140 employees. The net export/import calculation is simply the number of jobs in each of Sioux Lookout's industries minus the number of Sioux Lookout's residents working in that particular industry. It is important to note that the export/import numbers indicated under-represent the actual numbers of employees, as this calculation assumes all of the employed resident labour force in that industry works in Sioux Lookout.

The size of the Sioux Lookout resident labour force exceeds the jobs available in the following industry sectors in Sioux Lookout: Mining and oil and gas extraction; Utilities; Transportation and warehousing; Real estate and rental and leasing; Arts, entertainment and recreation and Other services (except public administration).

Table 17: Net Import-Export of Labour Force for Sioux Lookout, 2006

Industry (NAICS)	Jobs in Sioux Lookout	Employed Resident Labour Force	Net exp (-)/imp(+) of Labour
Total - Industry - North American Industry Classification System 2002	3,190	3,050	140
Agriculture, forestry, fishing and hunting	105	85	20
Mining and oil and gas extraction	0	10	-10
Utilities	25	30	-5
Construction	45	40	5
Manufacturing	350	300	50
Wholesale trade	65	65	0
Retail trade	330	320	10
Transportation and warehousing	265	300	-35
Information and cultural industries	60	60	0
Finance and insurance	70	65	5
Real estate and rental and leasing	25	40	-15
Professional, scientific and technical services	90	90	0
Management of companies and enterprises	0	0	0
Administrative and support, waste management and remediation services	40	40	0
Educational services	250	235	15
Health care and social assistance	780	750	30
Arts, entertainment and recreation	25	30	-5
Accommodation and food services	250	220	30
Other services (except public administration)	60	70	-10
Public administration	355	300	55

Source: McSweeney & Associates from Statistics Canada, 2006 Census <http://cscroute.mah.gov.on.ca/Reddi/>.

Sioux Lookout Community Profile 2010

3.6 General Wages by Occupation

The following table indicates the general wage rates for occupations in Northwestern Ontario.

Table 18: General Wages by Occupation

NOC	Category	Average Wage (\$/hour)	High Wage (\$/hour)	Low Wage (\$/hour)	Reference Period
621	Retail Trade Managers	16.85	25.8	12	2009
1231	Bookkeepers	17.25	24.1	12	2009
1241	Secretaries (Except Legal and Medical)	18.75	23.65	11.75	2009
1411	General Office Clerks	16.3	23.4	10.5	2009
1414	Receptionists and Switchboard Operators	13.8	19.75	10.25	2009
1431	Accounting and Related Clerks	17.8	25	10.5	2009
1441	Administrative Clerks	17.9	23.95	12	2009
1453	Customer Service, Information and Related Clerks	--	20.15	10.25	2009
2223	Forestry Technologists and Technicians	21.85	26.7	19	2009
2243	Industrial Instrument Technicians and Mechanics	31	35.55	22.25	2009
3142	Physiotherapists	31.23	--	--	2005
3152	Registered Nurses	34.7	40.5	25.75	2009
3215	Medical Radiation Technologists	30.65	--	--	2005
3233	Licensed Practical Nurses	23.4	26.15	19.55	2009
3413	Nurse Aides, Orderlies and Patient Service Associates	17.4	21.25	12	2009
4141	Secondary School Teachers	30.7	42.5	20.6	2009
4142	Elementary School and Kindergarten Teachers	27.35	37	15.3	2009
4152	Social Workers	28.2	38.5	17.9	2009
4212	Community and Social Service Workers	17.4	25.4	10.5	2009
4214	Early Childhood Educators and Assistants	16.9	23.1	11	2009
5244	Artisans and Craftspersons	16.95	28.5	10.25	2009
6242	Cooks	11.9	16.8	10.25	2009
6261	Police Officers (Except Commissioned)	32.25	39.1	19.25	2009
6421	Retail Salespersons and Sales Clerks	--	15	10.25	2009
6471	Visiting Homemakers, Housekeepers and Related Occupations	13.6	19.2	10.25	2009
6472	Elementary and Secondary School Teacher Assistants	21	24.25	15.55	2009
6611	Cashiers	--	12.95	10.25	2009
6622	Grocery Clerks and Store Shelf Stockers	13.5	--	--	--
6641	Food Counter Attendants, Kitchen Helpers and Related Occupations	--	17.9	10.25	2009
6651	Security Guards and Related Occupations	12.9	21.1	10.25	2009
6661	Light Duty Cleaners	--	17.65	10.25	2009
6663	Janitors, Caretakers and Building Superintendents	14.95	21.6	10.25	2009

Sioux Lookout Community Profile 2010

NOC	Category	Average Wage (\$/hour)	High Wage (\$/hour)	Low Wage (\$/hour)	Reference Period
7217	Contractors and Supervisors, Heavy Construction Equipment Crews	22.6	33	15.5	2009
7241	Electricians (Except Industrial and Power System)	31.5	38.7	17.05	2009
7251	Plumbers	26.2	38.7	15	2009
7252	Steamfitters, Pipefitters and Sprinkler System Installers	32.85	37	23.95	2009
7261	Sheet Metal Workers	31.95	35	16.7	2009
7262	Boilermakers	34.4	42	21.9	2009
7265	Welders and Related Machine Operators	27.7	35.55	19	2009
7271	Carpenters	20.8	32.55	12	2009
7291	Roofers and Shinglers	18.6	28.9	12	2009
7311	Construction Millwrights and Industrial Mechanics (Except Textile)	30.4	35.55	23.5	2009
7312	Heavy-Duty Equipment Mechanics	27	33	19.75	2009
7321	Automotive Service Technicians, Truck Mechanics and Mechanical Repairers	20.7	29.35	13	2009
7351	Stationary Engineers and Auxiliary Equipment Operators	30.15	38.2	24	2009
7411	Truck Drivers	21.7	27.8	15.8	2009
7412	Bus Drivers and Subway and Other Transit Operators	16.05	20.15	12.6	2009
7421	Heavy Equipment Operators (Except Crane)	23.7	28.75	17	2009
7452	Material Handlers	20	27.95	10.5	2009
7611	Construction Trades Helpers and Labourers	16.3	26.3	12	2009
7612	Other Trades Helpers and Labourers	17.3	30.3	10.25	2009
7621	Public Works and Maintenance Labourers	15.3	21.95	10.25	2009
8231	Underground Production and Development Miners	27.45	42	20	2009
8241	Logging Machinery Operators	25.2	28	20	2009
8422	Silviculture and Forestry Workers	20.35	26	12	2009
8612	Landscaping and Grounds Maintenance Labourers	14.65	20.9	10.25	2009
8614	Mine Labourers	19.3	25	15	2009
9233	Pulping Control Operators	29.15	33.3	25.45	2009
9432	Pulp Mill Machine Operators	27.45	32.9	23.2	2009
9614	Labourers in Wood, Pulp and Paper Processing	24.5	30.4	20	2009
9619	Other Labourers in Processing, Manufacturing and Utilities	18.1	27.7	10.25	2009

Source: Produced by Human Resources and Skills Development Canada's Labour Market Information Service, Report generated on Jan. 20, 2011, <http://www.labourmarketinformation.ca>

4 Key Industries

4.1 Largest Employers

Table 19: Largest Private Sector Employers

Name	Year Established	Product or Service	Sector	No. of Employees (approximate)
Johnny's Fresh Market	50	Grocery	Retail	100
Canadian National Railway	100	Rail Passenger/Freight	Transportation	85
Wasaya Airways LP	75	Airline passenger/freight	Transportation	60
Bearskin Airlines	50	Airline	Transportation	50
Wawatay Communications	35	Communications	Communications	25
McKenzie Forest Products Inc.*	27	Stud Mill	Forestry	2
Buchanan Forest Products*	35	Woodlands	Forestry	2

Source: McSweeney & Associates from the Municipality of Sioux Lookout. *indefinitely idled in August 2010 laying off 110 FTE. No expected date of recall at this time.

Table 20: Largest Public Sector Employers

Name	Sector	No. of Employees (approximate)
Tikinagan Child & Family Services	Child & Family Service	380
Sioux Lookout Meno-Ya-Win Health Centre	Health	380
Keewatin-Patricia District School Board	Education	235
Northern Nishnawbe Education Council	Education	110
Municipality of Sioux Lookout	Government	83
Province of Ontario	Government	80
O.P.P.	Law Enforcement	30

Source: McSweeney & Associates from the Municipality of Sioux Lookout

5 Transportation Facilities

5.1 Highways

Major arterial highways serving the region:

- Highway 72 runs southwest to northeast and links Sioux Lookout south to Highway 17 at Dinorwic, and north to Highway 599, via Highway 516.
- Highway 642 runs southeast and connects Sioux Lookout to Highway 599 at Silver Dollar.
- Highway 17, 69kms from Sioux Lookout, runs west to east and connects Dryden and Thunder Bay.
- The nearest four lane highway is Highway 400 in Parry Sound. It is approximately 1,507 kms from Sioux Lookout, and runs northwest to southeast into Toronto.

Table 21: Distance to Urban Centres

Distance to Major Urban Centres		
	Km	Miles
Alliston, ON	1,681	1,044
Hamilton, ON	1,846	1,147
Ingersoll, ON	1,760	1,093
Kingston, ON	1,918	1,191
Kitchener/Waterloo, ON	1,830	1,137
London, ON	1,722	1,070
Montreal, QC	2,042	1,268
North Bay, ON	1,462	908
Ottawa, ON	1,846	1,147
Sault Ste. Marie, ON	1,060	658
Thunder Bay, ON	378	234
Toronto, ON	1,737	1,079
Windsor, ON	1,620	1,006
Winnipeg, MB	455	283

Source: McSweeney & Associates from

http://www.sse.gov.on.ca/medt/investinontario/en/Pages/communities_transportation.aspx?mun_name=3560034&topic=6

Table 22: Distance to Major US Border Crossings

Distance to Border Crossings		
	Km	Miles
Massena/Cornwall	1,965	1,220
Ogdensburg/Prescott	1,914	1,189
Alexandria Bay/Ivy Lea	1,971	1,224
Lewiston/Queenston	2,409	1,496
Niagara Falls/Niagara Falls	1,932	1,200
Buffalo/Fort Erie	1,960	1,217
Detroit/Windsor	1,620	1,006
Port Huron/Sarnia	1,682	1,045
Sault Ste. Marie/Sault Ste. Marie	1,065	661
Grand Portage/Thunder Bay	378	234
International Falls/Fort Frances	273	169
Baudette/Rainy River	380	236

Source: McSweeney & Associates from

http://www.sse.gov.on.ca/medt/investinontario/en/Pages/communities_transportation.aspx?mun_name=3560034&topic=6

5.2 Rail Service

VIA Rail

Sioux Lookout Station

53 Front Street

Sioux Lookout, ON

P8T 1A3

Phone: 1-888-842-7245

Web: <http://www.viarail.ca/en/stations/ontario/sioux-lookout>

VIA Rail Passenger Service is available in Sioux Lookout. VIA Rail has a designated stop in Sioux Lookout six days per week. Stop-overs are generally 20 to 30 minutes in length.

CN Rail

CN is a leader in the North American rail industry. Following its acquisition of Illinois Central in 1999, WC in 2001 and GLT in 2004, as well as its partnership agreement with BC Rail in 2004, CN provides shippers with more options and greater reach in the rapidly expanding market for north-south trade.

Headquarters:

935 de La Gauchetière Street West

Montreal, QC

H3B 2M9

Phone: 1-888-888-5909

Web: <http://www.cn.ca/en/index.htm>

Intermodal Terminals:

Airport Road & Intermodal Drive

76 Intermodal Drive

Brampton, ON

L6T 5K1

Web: www.cn.ca/en/shipping-how-intermodal-terminals.htm

5.3 Airports

Sioux Lookout Municipal Airport (Domestic Airport)

PO Box 158, #7 Airport Road

Sioux Lookout, ON

P8T 1A5

Phone: 807-737-2829

Fax: 807-737-2985

Airport Manager: ttrip@cyxl.ca

Assistant Manager: benhancharuk@cyxl.ca

Airport Administration: troy@cyxl.ca

Web: www.siouxlookoutairport.ca

The Sioux Lookout Airport is licensed as a public aerodrome and caters to the ever increasing demand of scheduled flights by Bearskin Airlines, Wasaya Airways, and charter flights by Lockhart Air, Skycare Air Ambulance, Bamaji Air, Superior Airways, and Thunder Air. The airport also serves as a base for the Ornge, Nishnawbe-Aski Police Service (NAPS), private aircraft owners and several charters both from the United States and within Canada. The Sioux Lookout Airport is easily accessible with connecting flights to carriers such as Air Canada, WestJet, United Airlines, and Northwest Airlines, to name a few.

The Sioux Lookout Municipal Airport serves as the hub for many northern First Nation communities and provides service to approximately 135,000 passengers travelling through the airport every year. The Sioux Lookout Airport accommodates a 24-hour NavCanada Flight Services Station and Canada Customs. The 10-year capital plan for 2009-2019 includes \$20 million in upgrades and new construction.

Bearskin Airlines, Wasaya Airways, and other commercial air carriers offer passenger and freight service from the Sioux Lookout airport with 200 scheduled flights per week. Daily scheduled flights are provided throughout the north, Thunder Bay, Winnipeg, Kenora and more recently Sudbury, and Ottawa.

The Ministry of Health Air Ambulance provides emergency services to Thunder Bay and Winnipeg from Sioux Lookout and northern communities.

The Sioux Lookout Airport is open to traffic 24-hours a day, 365 days a year, and is known for its excellence in service and operational efficiency.

Thunder Bay International Airport Authority Inc. (International Airport)

TBIAA Inc. Administration

Thunder Bay International Airports Authority Inc.

340-100 Princess Street

Thunder Bay, ON

P7E 6S2

Phone: 807-473-2600

Fax: 807-475-9627

Email: bushbys@tbairport.on.ca

Web: www.tbairport.on.ca

Thunder Bay International Airport Authority is a not-for-profit organization dedicated to the maintenance and operation of the YQT Thunder Bay Airport and facilities. Operating since 1997, TBIAA Inc. believes that "being better means being different". A dedicated staff of over 25 employees contribute to the operation, management and maintenance of the facilities in Thunder Bay. Thunder Bay International Airport is the only airport in Canada that does not charge an Airport Improvement Fee to passengers.

5.4 Port

Port of Thunder Bay (Nearest Local Port)

Thunder Bay Port Authority
100 Main Street
Thunder Bay, ON
P7B 6R9
Phone: 807-345-6400
Fax: 807-345-9058
Web: <http://www.portofthunderbay.com/>

- Largest outbound port on the Great Lakes/St. Lawrence Seaway System
- Fastest grain ship turnaround time of any western Canadian port
- Flexible intermodal facilities
- Keefer Terminal, which features dockside rail, heavy lift capabilities, an intermodal yard and storage facilities
- 12 ha waterfront site available for development; and
- 173,000 tonne grain elevator available for wood pellets and biofuels.

Port of Toronto (Ocean Port)

The Toronto Port Authority
60 Harbour Street
Toronto, ON
M5J 1B7
Phone: 416-863-2000
Fax: 416-863-4830
Email: info@torontoport.com
Web: <http://www.torontoport.com/index.asp>

The Port of Toronto, adjacent to Canada's largest business, industrial, and cultural centre has the perfect port profile. With over 50 acres of paved marshalling area, we offer all the services you need from long/short-term storage to Canada customs-bonded heated warehousing. The Port of Toronto provides immediate access to marine routes, major highways and rail facilities, serving as a transportation hub for a much wider market, including all of Ontario, Northwestern Quebec, Midwest Canada and Northeastern U.S.A.

5.5 Bus

North Country Travel Lines

815 Fort William Road
Thunder Bay, ON
P7B 3A4
Phone: 807-345-2194

North Country Travel provides direct transportation between Thunder Bay and Sioux Lookout, five days per week. There are no buses on Wednesday or Saturday. Call for exact departure and arrival times.

Greyhound Lines Canada

Greyhound Canada Transportation Corp.
877 Greyhound Way SW
Calgary, AB
T3C 3V8
Phone: 1-800-661-TRIP (8747)
Web: <http://www.greyhound.ca/home/>

Greyhound Canada is the largest provider of intercity bus transportation in Canada, serving nearly 1,100 locations. It has become an icon of bus travel, providing safe, enjoyable and affordable travel to 6.5 million passengers each year. Greyhound has interline partnerships with a number of independent bus lines across Canada. These bus companies provide complementary service to Greyhound Canada's existing schedules and link to many of the smaller towns in Greyhound Canada's national route system.

Bus stops [identified with a (B) in Greyhound Ticket Center] provide limited schedule service for a large number of locations, which do not support a full-service terminal or agency. As a general rule, no ticketing, baggage, or package express service is offered at these locations. Some of these locations may be at a local airport or transit center, while others may simply be a stop along a highway route, without an enclosed waiting area.

Passengers should be aware that no Greyhound ticketing facilities are available at bus stop locations.

Thunder Bay Station

Bus Depot
815 Fort William Road
Thunder Bay, ON
P7B 3A4
Phone: 807-345-2194
Baggage: 807-345-2362
Greyhound Package Express: 807-345-2361

Hours of Operation subject to change. Please call to verify hours before making travel arrangements.

Station:

Monday – Sunday, Holidays: 7:30am-11:30pm

Ticketing:

Monday - Friday: 7:30am-11:30pm
Saturday: 7:30am-3:30pm
Sunday: 8:00am-11:30pm

6 Taxes and Utilities

6.1 Local Property Tax Rates

Table 23: Local Property Tax Rates, 2010

Property Class	Total Tax Rates
Residential/Farm	0.01824024
Multi-Residential	0.044205
Commercial Occupied	0.0418557
Industrial Occupied	0.05503353

Source: Municipality of Sioux Lookout

6.2 Federal and Provincial Income Tax Rates

Table 24: Corporate Taxes – Non-Canadian Controlled¹³

Corporate Tax Rates – Non-Canadian Controlled	2011	2012
Combined Federal and Provincial	%	%
General/Manufacturing and Processing/Investment	26.5	25
General; Active Business Income	28.5/28.0	26.5/26.0
Investment Income	28.5/28.0	26.5/26.0

Source: <http://www.kpmg.ca/en/services/tax/taxrates.html>

Table 25: Corporate Taxes – Canadian Controlled¹⁴

Corporate Tax Rates - Canadian Controlled	2011	2012
Combined Federal and Provincial	%	%
General/Manufacturing and Processing/Investment	15.5	15.5
General; Active Business Income	28.5/28.0	26.5/26.0
Investment Income	46.7/46.2	46.2/45.7

Source: <http://www.kpmg.ca/en/services/tax/taxrates.html>

¹³ Ontario's general corporate income tax rate started decreasing on July 1, 2010 and will continue to decrease each July 1 thereafter until it reaches a target rate of 10% on July 1, 2013. The rate will further decrease as follows: from 12% to 11.5% in 2011, to 11% in 2012 and to 10% in 2013.

The province's 2009 budget also proposes to decrease the M&P income tax rate from 12% to 10%, effective July 1, 2010.

¹⁴ Ontario's general corporate income tax rate started decreasing on July 1, 2010 and will continue to decrease each July 1 thereafter until it reaches a target rate of 10% on July 1, 2013. The rate will further decrease as follows: from 12% to 11.5% in 2011, to 11% in 2012 and to 10% in 2013. effective July 1, 2010 and will continue to decrease this rate each July 1, thereafter until it reaches 10% on July 1, 2013. The rate will decrease as follows: to 11.5% in 2011, to 11% in 2012 and to 10% in 2013. The province's 2009 budget also proposes to decrease the small business income tax rate from 5.5% to 4.5% effective July 1, 2010. Ontario levies a surtax at a rate of 4.25% on CCPCs claiming the Ontario small business deduction in order to gradually reduce the benefit of the deduction where taxable income exceeds the small business income threshold. Based on the small business limit of \$500,000 the phase-put range for the application of the surtax is between \$500,000 and \$1.5 million. The province's 2009 budget proposes to eliminate this small business deduction surtax, effective July 1, 2010.

Sioux Lookout Community Profile 2010

Table 26: Ontario's Capital Tax Elimination Plan

Date	Deduction (\$M)	*M&P and Resources	Regular Corporations	First \$400M of Taxable Capital	Taxable Capital above \$400M		
					Non-Deposit Taking	Deposit Taking	
		Eliminated					
4-Jan-09	15		0.225	0.45	0.54	0.675	
5-Jan-10	15		0.15	0.3	0.36	0.45	
1-Jul-10	Eliminated						

Source: <http://www.kpmg.ca/en/services/tax/taxrates.html> and <http://www.fin.gov.on.ca/english/budget/ontariobudgets/2008/chpt3.html>

Table 27: Personal Income Tax, 2010

Taxable Income (\$CDN)	2010 Marginal Tax Rates			
	Marginal Rate	Capital Gains	Canadian Dividends	
			Eligible Dividends	Small Business Dividends
first \$37,774	20.05%	10.03%	-3.93%	2.77%
over \$37,774 up to \$41,554	24.15%	12.08%	1.85%	7.90%
over \$41,554 up to \$66,514	31.15%	15.58%	11.72%	16.65%
over \$66,514 up to \$75,550	32.98%	16.49%	12.50%	17.81%
over \$75,550 up to \$78,361	35.39%	17.70%	15.90%	20.82%
over \$78,361 up to \$83,088	39.41%	19.70%	18.32%	23.82%
over \$83,088 up to \$128,800	43.41%	21.70%	23.96%	28.82%
over \$128,800	46.41%	23.20%	28.19%	32.57%

Source: <http://www.taxtips.ca>

Table 28: Sales Tax

Sales Tax	2010	
	(Jan. to June)	After July 1, 2010
GST (goods and services tax)	5%	
PST (provincial sale tax or retail sales tax)	8%	
HST (harmonized sales tax)		13%

Source: <http://www.cra-arc.gc.ca/tx/bsnss/tpcs/gst-tps/rts-eng.html>

6.3 Electricity

Service Provider: Sioux Lookout Hydro Inc.
 25 Fifth Avenue
 PO Box 908
 Sioux Lookout, ON
 P8T 1B3
 Office Hours: Monday to Friday 8:00am - 4:30pm
 Phone: 807-737-3800
 Fax: 807-737-2832
 After Hours: 807-737-3806
 Operations Garage: 807-737-1080
 Email: slhydro@tbaytel.net
 Web: www.siouxlookouthydro.com

Table 29: Residential Electricity Rates

Effective November 1st 2010 - April 30, 2011	Rates
For those on the REGULATED PRICE PLAN	
Consumption Costs is Based on Seasonal Thresholds	
Consumption of Initial Threshold	\$ 0.64 / kWh - First 1000 kWh
Consumption above the Monthly Threshold	\$ 0.74 / kWh
• If you have purchased or buying from an electricity retailer, please check your contract as these rates will differ.	
DELIVERY COSTS	
Effective May 1, 2010 - April 30, 2011	
Network & Connection	\$ 0.0074 / kWh
Sioux Lookout Hydro Delivery - Regulated Price Plan	\$ 0.0110 / kWh
OR	
Sioux Lookout Hydro Delivery - Non Regulated Price Plan	\$ 0.0242/ kWh
Sioux Lookout Hydro Monthly Fixed Charge	\$ 24.01 / month
Sioux Lookout Hydro Monthly Fixed Smart Meter Charge	\$ 2.91 / month
REGULATORY CHARGES	
Based on Consumption	\$ 0.0065 / kWh
Supply Administration Charge for Customers who buy their Electricity through Sioux Lookout Hydro	\$0.25 per month
Conservation Assessment Charge	\$ 0.000373 / kWh
DEBT RETIREMENT CHARGE	
Based on Consumption	\$ 0.0070 / kWh

Source: Sioux Lookout Hydro Inc.,
http://siouxlookouthydro.com/index.php?option=com_content&view=article&id=57&Itemid=68

Table 30: Small Business Electricity Rates (Less than 50 kW per month)

Effective November 1, 2010 - April 30, 2011	Rates
For those on the REGULATED PRICE PLAN	
Consumption Costs is Based on a Usage of 750 kWh Per Month	
Consumption of Initial Threshold	\$ 0.64 / kWh – First 750 kWh
Consumption above the Monthly Threshold	\$ 0.74 / kWh
<ul style="list-style-type: none"> • If you have purchased or buying from an electricity retailer, please check your contract as these rates will differ. 	
DELIVERY COSTS	
Network & Connection	\$ 0.0067 / kWh
Sioux Lookout Hydro Delivery - Regulated Price Plan	\$ 0.0081 / kWh
OR	
Sioux Lookout Hydro Delivery - Non Regulated Price Plan	\$ 0.0213 / kWh
Sioux Lookout Hydro Monthly Fixed Charge	\$ 42.65 / month
Sioux Lookout Hydro Monthly Fixed Smart Meter Charge	\$ 2.91 / month
REGULATORY CHARGES	
Based on Consumption	\$ 0.0065 / kWh
Supply Administration Charge for Customers who buy their Electricity through Sioux Lookout Hydro	\$0.25 per month
Conservation Assessment Charge	\$ 0.000373 / kWh
DEBT RETIREMENT CHARGE	
Based on Consumption	\$ 0.0070 kWh

Source: Sioux Lookout Hydro Inc.,

http://siouxlookouthydro.com/index.php?option=com_content&view=article&id=58&Itemid=69

Table 31: Business Electricity Rates (More than 50 kW per month)

Effective November 1, 2010 - April 30, 2011	Rates
Non – Residential Consumers who are Eligible for Regulated Price Plan	
Consumption of Initial Threshold	\$ 0.64 / kWh – First 750 kWh
Consumption above the Monthly Threshold	\$ 0.74 / kWh
<ul style="list-style-type: none"> • If you are not designated as an eligible candidate for the Regulated Price Plan your Electricity cost will be calculated using an average rate based on consumption patterns within the local distribution service. See current Wholesale Price at the IESO website: http://www.theimo.com/imoweb/businessIndustry/bi_index.asp • If you have purchased or buying from an electricity retailer, please check your contract as these rates will differ. 	
DELIVERY COSTS	
Network & Connection	\$ 2.7035 / kW
Sioux Lookout Hydro Delivery - Regulated Price Plan	\$ 1.1855 / kW
OR	
Sioux Lookout Hydro Delivery - Non Regulated Price Plan	\$ 6.0082 / kW
Sioux Lookout Hydro Monthly Fixed Charge	\$ 394.69 / month
Sioux Lookout Hydro Monthly Fixed Smart Meter Charge	\$ 2.91 / month
REGULATORY CHARGES	
Based on Consumption	\$ 0.0065 / kWh
Supply Administration Charge for Customers who buy their Electricity through Sioux Lookout Hydro	\$0.25 per month
Conservation Assessment Charge	\$ 0.000373 / kWh
DEBT RETIREMENT CHARGE	
Based on Consumption	\$ 0.0070 kWh

Source: Sioux Lookout Hydro Inc.,

http://siouxlookouthydro.com/index.php?option=com_content&view=article&id=59&Itemid=70

6.4 Waste Management

Table 32: Waste Disposal Site

Hidden Lake Landfill Site	
Working Hours	Monday - Closed Tuesday - 10:00 a.m. - 5:00 p.m. Wednesday - 10:00 a.m. - 5:00 p.m. Thursday - Closed Friday - 10:00 a.m. - 5:00 p.m. (October 16th to May 14th) Friday - 10:00 a.m. - 8:00 p.m. (May 15th to October 15th) Saturday - 8:00 a.m. - 5:00 p.m. Sunday - Closed Civic and Statutory Holidays - Closed
Tipping Fees	Garbage Bag: \$2.30 Per Bag Tires Up to 4 tires per day: FREE More than 4 tires are subject to prices below small tires (up to 16 inch): \$4.00 each truck tires (over 16 inch): \$ 10.00 each small airplane tires: \$10.00 each large off-road tires: \$ 20.00 each White Metal (stove, washer, dryer, BBQ, etc.): \$ 10.00 each Refrigerator Freon must be removed and properly tagged: \$ 10.00 each Note: "NO" Refrigerators containing Freon will be accepted Derelict Vehicles: \$ 40.00 each Pails of Cooking Grease: \$2.00 per pail Clean un-bagged Yard Waste (grass clippings, brush, branches etc.): FREE Other Waste (furniture, mattresses, couches, etc.... \$10.00 minimum charge: \$101.00 Per Tonne Hazardous Waste Waste Motor Oil Per Litre: \$.55 cents Small Oil Filters: \$2.00 each Large Oil Filters: \$5.00 each Small Paint Cans - empty & dry : FREE Small Paint Cans - contain paint: \$1.50 each Large Paint Cans - empty & dry: \$2.00 each Large Paint Cans - contain paint: \$5.00 each Batteries, gasoline, all other hazardous items: \$5.00 per item Electronic ("E") Waste Amplifiers: FREE Cameras: FREE Cell Phones: FREE Computers & peripherals: FREE Copiers: FREE DVD & VCR Players: FREE Digital Cameras: FREE Fax Machines: FREE Monitors: FREE

Pagers & PDA's: FREE

Printers: FREE

Radios: FREE

Receivers: FREE

Scanners: FREE

Speakers: FREE

Telephones & Answering Machines: FREE

Televisions: FREE

Tuners: FREE

Turntables: FREE

Video Projectors: FREE

If your electronic item is not listed above regular landfill tipping fees apply

Suspected/Unknown Waste

(\$50.00 minimum charge): \$101.00 Per Tonne

NOTES:

All materials must be deposited in their Designated Areas

Construction/Building Waste - 'NOT ACCEPTED"

Source: Municipality of Sioux Lookout, <http://www.siouxlookout.ca/waste>

6.5 Water and Sanitary Sewer

Urban Sioux Lookout has an excellent system of Water and Sewage Treatment Plants, distribution systems, and collection systems for sewer, potable water, and storm sewers. The urban Sioux Lookout Sewage Treatment Plant was built in 1994, and is capable of handling 500,000 gallons of raw sewage each day. Sewage disposal in Hudson is by means of on-site sewage disposal systems (septic fields) that are privately owned and maintained by the landholder. The Municipality pumps in and out its waters from Pelican Lake.

The Water Treatment Plant, which was put into operation in 1999, has Zenon ultra-filtration membranes with chemical treatment to remove organic colour. Pelican Lake water is transformed into clear blue water that is safe to drink. The new system produces 5200m³ (or 1.1 million gallons) of treated water per day and is able to provide enough water for the future. Currently the Municipality produces, on average, 500,000 to 600,000 gallons of treated water a day, depending on the season. The water is pumped from Pelican Lake where the colour is removed, along with the Cryptosporidium, through ultra-filtration. Then, chlorine and fluorine are added to the water. The new plant is a computerized "state of the art" water treatment plant that supplies urban Sioux Lookout with the cleanest drinking water possible.

The Municipality wanted something different from the expected utilitarian building that usually houses water treatment plants. The design of the plant is a 44 x 118 foot building that looks like a railway station, complete with cottage-style roof and eave braces. The Water Treatment Plant is stationed in the prominent Drew P. Jeffries Park on Wellington Street; it is a building that everyone can admire. The steam engine that was in the park now stands proudly in front of the new Water Treatment Plant.

The Municipality of Sioux Lookout built the Water Treatment Plant using leading-edge technology, and is very proud of the building that was created to depict Sioux Lookout's beginning as a CN railway town.

Hudson is serviced by a communal water system that is administered by the Municipality of Sioux Lookout. Its water treatment plant uses conventional filtration technology, having a rated capacity of 726 m³/day and includes the following:

- Raw water (low lift) pumping station and raw water transmission line to the water treatment facility;
- Primary coagulant, pH adjustment, gas chlorine, polymer and sodium metabisulfite chemical feed systems;
- Two UV disinfecting systems, each rated to provide a minimum dosage of 40 mJ/cm² at 8.4 L/s;
- Storage reservoir/clearwells having a total storage capacity of 564 m³;
- Two high lift pumps (variable frequency drive), each with a capacity of 47.3 L/s at 517 kPa, and backwash pumps (fixed drive), each with a capacity of 30 L/s at 193 kPa;
- There is no elevated storage on hand but the system is designed for fire flows.

The rural area is serviced by on-site water supply (wells) and sewage disposal systems (septic fields).

Sioux Lookout Community Profile 2010

Table 33: Water and Sewer

Monthly Charge	Water Services Rates	Water Wastewater Rates	Total Rates
Capital Base Charge			
5/8" Residential	\$21.51	\$21.12	\$42.64
5/8" Commercial	\$34.49	\$29.17	\$63.66
3/4" Residential	\$21.51	\$21.12	\$42.64
3/4" Commercial	\$41.50	\$35.66	\$77.16
1" Commercial	\$53.86	\$47.36	\$101.22
1.5" Commercial	\$81.91	\$79.24	\$161.15
2" Commercial	\$113.46	\$115.21	\$228.68
3" Commercial	\$154.27	\$160.60	\$314.87
4" Commercial	\$342.69	\$379.50	\$722.19
6" Commercial	\$456.62	\$593.57	\$1,050.19
Operating Base Charge			
5/8" Residential	\$28.59 + \$1.12 per m3	\$19.99 + \$1.37 per m3	\$48.58 + \$2.49 per m3
5/8" Commercial	\$45.83 + \$1.12 per m3	\$27.61 + \$1.37 per m3	\$73.43 + \$2.49 per m3
3/4" Residential	\$28.59 + \$1.12 per m3	\$19.99 + \$1.37 per m3	\$48.58 + \$2.49 per m3
3/4" Commercial	\$55.14 + \$1.12 per m3	\$33.75 + \$1.37 per m3	\$88.89 + \$2.49 per m3
1" Commercial	\$71.56 + \$1.13 per m3	\$44.83 + \$1.38 per m3	\$116.39 + \$2.51 per m3
1 B' Commercial	\$108.84 + \$1.13 per m3	\$75 + \$1.38 per m3	\$183.84+ \$2.51 per m3
2" Commercial	\$150.76 + \$1.13 per m3	\$109.05 + \$1.38 per m3	\$259.81+ \$2.51 per m3
3" Commercial	\$204.98 + \$1.15 per m3	\$152.01 + \$1.40 per m3	\$356.99+ \$2.55 per m3
4" Commercial	\$455.34 + \$1.53 per m3	\$359.19 + \$1.87 per m3	\$814.53+ \$3.40 per m3
6" Commercial	\$784.42 + \$1.80 per m3	\$616.63 + \$2.21 per m3	\$1401.05+\$4.01 per m3
Total Base Charge			
5/8" Residential	\$50.1 + \$1.12 per m3	\$41.12 + \$1.37 per m3	\$91.21 + \$2.49 per m3
5/8" Commercial	\$80.32 + \$1.12 per m3	\$56.77 + \$1.37 per m3	\$137.09 + \$2.49 per m3
3/4" Residential	\$50.1 + \$1.12 per m3	\$41.12 + \$1.37 per m3	\$91.21 + \$2.49 per m3
3/4" Commercial	\$96.64 + \$1.12 per m3	\$69.42 + \$1.37 per m3	\$166.05 + \$2.49 per m3
1" Commercial	\$125.43 + \$1.13 per m3	\$92.19 + \$1.38 per m3	\$217.61 + \$2.51 per m3
1.5" Commercial	\$190.75 + \$1.13 per m3	\$154.24 + \$1.38 per m3	\$344.99 + \$2.51 per m3
2" Commercial	\$264.22 + \$1.13 per m3	\$224.26 + \$1.38 per m3	\$488.48 + \$2.51 per m3
3" Commercial	\$359.26 + \$1.15 per m3	\$312.6 + \$1.40 per m3	\$671.86 + \$2.55 per m3
4" Commercial	\$798.03 + \$1.53 per m3	\$738.69 + \$1.87 per m3	\$1536.72+\$3.40 per m3
6" Commercial	\$1241.04 + \$1.80 per m3	\$1332.26 + \$2.21 per m3	\$2573.3 + \$4.01 per m3

Source: Municipality of Sioux Lookout

6.6 Communications Infrastructure

Table 34: Communications Infrastructure

Service	Company Name
Digital Switching	Bell Canada
Local Internet Provider	Bell
	Tbaytel
	Xplornet
	K-Net
Fibre Optic	Shaw
	Bell
	K-Net
	Shaw
Internet ADSL	Tbaytel
Broadband Retail	Bell Canada
	Bell
	Tbaytel
	Shaw
Satellite TV	K-Net
	Bell
	Shaw Cable
Local Cellphone Tower	Tbaytel
	DMTS

Source: Municipality of Sioux Lookout

Bell Canada

Customer Service Centre
 PO Box 920 Station A
 Toronto, ON
 M5W 1G5
 Phone: your area code + 310-2355
 Toll Free: 1-800-667-0123
 Web: www.bell.ca

Bell Canada provides local and long distance phone service, wireless voice and data services, internet access, satellite television, and a host of other solutions and services to Canadian homes and businesses.

Tbaytel

1046 Lithium Drive
 Thunder Bay, ON
 Phone: 807-623-4400 or 1-800-264-9501
 Email: customercare@tbaytel.net
 Web: www.tbaytel.net

Since 1902, Tbaytel has been a telecom pioneer in Thunder Bay and the region. When Port Arthur and Fort William merged their individual telephone services in 1970 to form Thunder Bay Telephone, they created Canada's largest independent telephone company – still flourishing today.

With a 300,000 square kilometre coverage area that extends from the Manitoba border north past Red Lake and as far east as Chapleau, Tbaytel continues to be the region's #1 Communications Solutions Provider. Tbaytel's economic engine drives the transformation and growth of Northern Ontario through products and services that enhance education, health care, economic development and governance.

With over a century of contributing to the quality of life and infrastructure of the North, Tbaytel's understanding of regional markets is unparalleled. Tbaytel is dedicated to delivering state-of-the-art competitively priced telecom solutions that ensure the people, businesses and communities of Northern Ontario have multiple and reliable access points to the global communication highway.

Xplornet

300 Lockhart Mill Road
PO Box 9060
Woodstock, NB
E7M 6B5
Phone: 506-328-8853
Fax: 1-800-862-1233
Customer Care Centre
Toll Free: 1-866-841-6001
Fax: 1-866-485-4156
Web: www.xplornet.com

Xplornet uses the latest equipment from some of the world's leading technology companies. This allows them to deliver high-speed Internet service that is fast, reliable and affordable to home, business and enterprise users. The combination of using two service delivery platforms - fixed wireless and satellite - allows them to reach suburban, rural and remote customers who would otherwise have no access to affordable high-speed Internet.

K-Net

115 King Street, Box 1439
Sioux Lookout, ON
P8T 1B9
Phone: 807-737-1135
Toll Free services: 1-877-737-KNET(5637)
Fax: 807-737-1720
Web: www.knet.ca

The Kuhkenah Network (K-Net) provides information and communication technologies (ICTs), telecommunication infrastructure and application support in First Nation communities across a vast, remote region of north-western Ontario as well as in other remote regions in Canada. This private telecommunications network supports the development of online applications that combine video, voice and data services requiring broadband and high-speed connectivity solutions. K-Net is a program of Keewaytinook Okimakanak (KO), a First Nations tribal council established by the leaderships of Deer Lake, Fort Severn, Keewaywin, McDowell Lake, North Spirit Lake and Poplar Hill First

Nations to provide a variety of second level support services for their communities. Kuhkenah is an Oji-Cree term for everyone, everywhere.

DMTS

Dryden Municipal Telephone System (DMTS)

30 Van Horne Avenue

Dryden, ON

P8N 2A7

Phone: 807-223-1100

Fax: 807-223-1109

Toll Free: 1-888-223-9818

Email: customerservice@dmts.biz

Web: www.dmts.biz

The Dryden Municipal Telephone System is a full service, 100% Municipality-owned, Telephone Company. In recent years Dryden Municipal Telephone System has shortened its name to DMTS. DMTS has served the City of Dryden for more than 90 years and is now extending that experience and customer service throughout Northwestern Ontario. DMTS has secured Cell spectrum across Northwestern Ontario and will be expanding service to many of the communities in Northwestern Ontario over the next few years.

Shaw

Phone: 1-888-472-2222

Web: www.shaw.ca

Shaw has experienced rapid and successful growth within the cable, satellite and telecommunications industries over the last several decades. With this growth, Shaw has created and acquired a number of companies focused on delivering high-quality products and services to approximately 3.0 million customers in Canada.

Shaw companies include:

- Shaw Communications Inc.
- Shaw Cablesystems G.P.
- Shaw Direct
- Shaw Tracking
- Shaw Broadcast Services
- Shaw Business Solutions.

Shaw Direct - Star Choice

Star Choice Communications

Suite 100, 2400 32 Avenue NE

Calgary, AB

T2E 9A7

Phone: 1-866-782-7932

Fax: 1-800-872-8219

Web: www.shawdirect.ca

7 Building and Development Related Fees

7.1 Development Related Fees

Table 35: Development-related Application Fees

Application	Fee Amount	Approximate approval time required
Building Permits	1. Residential Construction: a.) Insulated and Serviced, Habitable and Non-Habitable Buildings, including additions or extensions: Main floor: \$0.6/s.q.ft.; Finished floors above main floors: \$0.5/s.q.ft.; Basement: \$0.2/s.q.ft. b.) Un-Serviced, Habitable, and Non-Habitable Buildings including additions or extensions: Main floor: \$0.35/s.q.ft.; Floor areas above or below main floor: \$0.2/s.q.ft. c.) Plumbing Permit (New installations, Additions, Alterations): \$8.00/fixture 2. Construction/renovation other than residential: a.) Farm buildings of low human occupancy, greenhouse: main floor: \$0.2/s.q.ft.; floor areas above and below main floor:\$0.1/s.q.ft. b.) Plumbing work in all projects other than residential: \$10/fixture c.) All other construction: \$8/\$1000 of construction	10 days
Demolition Fees	\$0.06 per square foot or \$50 – Min. Residential \$100 – Min. Commercial	10 days
Official plan amendment	\$800	6 months
Zoning amendment application	\$600	2 months
Site Plan (new application)	Construction Costs \$0 - \$800 = \$800; Construction costs over \$800 = 1% of costs to a maximum of \$5000	2 weeks to 2 months
Consent Application	\$600	2 months
Cash in Lieu of Parking: if no onsite parking or not enough parking	\$4000/space	planning department calculates required spaces with an approved formula

Source: Municipality of Sioux Lookout

For further information, please contact:

Jody Brinkman, Chief Building Official
Development Services Department
Municipality of Sioux Lookout
PO Box 158
25 Fifth Avenue
Sioux Lookout, ON
P8T 1A4
Phone: 807-737-2700
Fax: 807-737-3436
Email: cbo@siouxlookout.ca
Web: <http://www.siouxlookout.ca>

7.2 Development Charges

There are no development charges.

8 Industrial Parks

8.1 Industrial Parks

Airport property is owned by the Municipality and is for lease only. Property is serviced.

Table 36: Industrial Parks Available

Industrial Parks Available							
Name of the Park	Size (Total Acres Available)	Price (\$/acre)		Rail Access	Serviced	Ownership	Owner Will Subdivide?
Sturgeon Road	2	105,000.00	75,000.00	No	Yes	Public	Yes
Airport	20.9	N/A	N/A	No	No	Public	Yes

Source:

http://www.sse.gov.on.ca/medt/investinontario/en/Pages/communities_realestate.aspx?mun_name=3560034&topic=3

For further information or development opportunities, please contact:

Florence Bailey
 Economic Development Officer
 Municipality of Sioux Lookout
 PO Box 158
 25 Fifth Avenue
 Sioux Lookout, ON
 P8T 1A4
 Phone: 807-737-2700 x2228
 Fax: 807-737-3436
 Email: edo@siouxlookout.ca
 Web: www.siouxlookout.ca

Or

Todd Tripp
 Airport Manager
 Municipality of Sioux Lookout
 PO Box 158
 25 Fifth Avenue
 Sioux Lookout, ON
 P8T 1A4
 Phone: 807-737-3089
 Fax: 807-737-2985
 Email: ttripp@cyxl.ca
 Web: www.siouxlookoutairport.ca

9 Business Support Programs and Services

9.1 Government Services

Municipality of Sioux Lookout

25 Fifth Avenue, Box 158
Sioux Lookout, ON
P8T 1A4
Phone: 807-737-2700
Fax: 807-737-3436
Email: edo@siouxlookout.ca
Web: www.siouxlookout.ca

Canada Post

Sioux Lookout, Stn Main
72 Front Street
Sioux Lookout, ON
P8T 1A0
Phone: 807-737-2610
Web: www.canadapost.ca

Nishnawbe-Gamik Friendship Centre

52 King Street, Box 1299
Sioux Lookout, ON
P8T 1B8
Phone: 807-737-1903
Fax: 807-737-1805

Ontario Ministry of Transportation - Driver & Vehicle Issuing Office

62 Queen Street
Sioux Lookout, ON
P8T 1A2
Phone: 807-737-1318
Phone: 1-800-267-8097
Web: <http://www.mto.gov.on.ca/english/dandv/issoff.shtml>

Ministry of Northern Development, Mines and Forestry

62 Queen Street, Box 147
Sioux Lookout ON
P8T 1A2
Phone: 807-737-1616
Fax: 807-737-3419
Web: www.mndm.gov.on.ca

Service Ontario

62 Queen Street, Box 147

Sioux Lookout, ON

P8T 1A2

Phone: 807-737-1318

Web: http://www.ontario.ca/en/services_for_residents/index.htm

**Service Canada - Sioux Lookout Area Aboriginal Management Board Service
Canada Community Office**

80 Front Street

Sioux Lookout, ON

Toll Free: 1-800-926-9105

Web: www.servicecanada.gc.ca

Nitawin Community Development Corporation

56 Front Street, Box 308

Sioux Lookout ON

P8T 1A5

Phone: 807-737-4574

Fax: 807-737-2076

Web: www.nitawin.ca

FedNor

Thunder Bay Office

244 Lincoln Street

Thunder Bay, ON

P7B 5L2

Fax: 807-346-8474

Toll Free: 1-877-333-6673

Web: <http://www.ic.gc.ca/eic/site/fednor-fednor.nsf/eng/home>

Northern Ontario Heritage Fund Corporation

70 Foster Drive, Suite 200

Sault Ste. Marie, ON

P6A 6V8

Fax: 705-945-6701

Email: nohfc.ndm@ontario.ca

Web: www.nohfc.com

Independent First Nations Alliance

98 King Street

Sioux Lookout, ON

P8T 1A4

Phone: 807-737-1902

Web: www.ifna.on.ca

Sioux Lookout Anti-Racism Committee

Sioux Lookout Memorial Arena - East end - Upstairs
Box 1194
Sioux Lookout, ON
P8T 1B7
Phone: 807-737-1501
Fax: 807-737-2600
Web: www.slarc.ca

Department of Indian and Northern Affairs Canada

100 Anemki Drive, Suite 101
Thunder Bay, ON
P7J 1A5
Toll Free: 1-800-567-9604
TTY Toll Free: 1-866-553-0554
Email: Infopubs@ainc-inac.gc.ca
Web: www.ainc-inac.gc.ca

Ontario Ministry of Community Safety and Correctional Services

18th Floor
25 Grosvenor Street
Toronto, ON
M7A 1Y6
Phone: 416 326-5000
Toll Free: 1-866-517-0571
Fax: 416-326-0498
TTY number: 416-326-5511, Toll Free 1-866-517-0572
Web: <http://www.mcscs.jus.gov.on.ca/english/default.html>

Shibogama First Nations Council

1996 - 2005 Shibogama First Nations Council
81 King Street, PO Box 449
Sioux Lookout, ON
P8T 1A5
Phone: 807-737-2662
Fax: 807-737-1583
Toll Free: 1-866-877-6057
Email: webmaster@shibogama.on.ca
Web: www.shibogama.on.ca

Windigo First Nations Council

160 Alcona Drive, PO Box 1407
Sioux Lookout, ON
P8T 1B3
Phone: 807-737-1059
Toll Free: 1-877-648-8801
Fax: 807-737-4075
Email info@windigo.on.ca
Web: www.windigo.on.ca

Sioux Lookout Area Aboriginal Management Board

PO Box 56
80 Front Street
Sioux Lookout, ON
P8T 1A1
Phone: 807-737-4047
Fax: 807-737-4048
Toll Free: 1-800-563-2183
Web: www.slaamb.on.ca

Ontario Ministry of Natural Resources

49 Prince Street, Box 309
Sioux Lookout, ON
P8T 1A1
Phone: 807-737-1140
Web: <http://www.mnr.gov.on.ca/en/>

Health Canada

Aboriginal Diabetes Initiative, Community Programs Directorate
First Nations and Inuit Health Branch
Jeanne Mance Building, Tunney's Pasture
200 Eglantine Driveway
Postal Locator 1920A
Ottawa, ON
K1A 0K9
Email: adi_info@hc-sc.gc.ca
Phone: 613-941-4600
Fax: 613-954-8107
Toll Free: 1-866-225-0709
TTY: 1-800-267-1245
Web: <http://www.hc-sc.gc.ca/index-eng.php>

9.2 Chamber of Commerce and Business Associations

Sioux Lookout Chamber of Commerce

11 First Avenue South
PO Box 577
Sioux Lookout, ON
P8T 1A8
Phone: 807-737-1937
Fax: 807-737-1778
Web: www.siouxlookout.com

Patricia Area Community Endeavours

PO Box 668, Unit 2, 66 Keith Avenue
Dryden, ON
P8N 2Z3
Phone: 807-221-3293
Fax: 807-221-3294
Email: info@pace-cf.on.ca
Web: www.pace-cf.on.ca

Northwest Business Enterprise Centre

33 Colonization Avenue South
Dryden, ON
P8N 2L8
Phone: 807-334-1166
Fax: 877-737-9336
Email: stefanie@nwbiz.ca
Web: www.nwbiz.ca

Northwest Training and Adjustment Board

113-100 Casimir Avenue
Sioux Lookout, ON
P8N 3L4
Phone: 807-223-3813
Fax: 807-223-3821
Email: ntab@ntab.on.ca
Web: www.ntab.on.ca

9.3 Education, Employment and Training Services

Contact North

Sioux Lookout Access Centre
70 Wellington Street
Sioux Lookout, ON
P8T 1E1
Phone: 807-737-1810
Fax: 807-737-3587
Email: siouxlookout@contactnorth.ca
Web: www.contactnorth.ca

Post-Secondary Institutions in North Eastern Ontario

Lakehead University

Thunder Bay (Main Campus)
Lakehead University
955 Oliver Road
Thunder Bay, ON
P7B 5E1
Phone: 807-343-8110
Fax: 807-343-8023
Web: www.lakeheadu.ca
Major Programs: Business, Engineering, Medicine, Science

Confederation College

Thunder Bay (Main Campus)
Sioux Lookout Campus
70 Wellington Street
Sioux Lookout, ON
P8T 1B1
Phone: 807-737-2851
Fax: 807-737-2436
Web: <http://www.confederationc.on.ca/>
Major Programs: Automotive/Mechanical, Business, Forestry, Health, Hospitality/Tourism, Information Technology

Sioux Lookout Area Aboriginal Management Board (SLAAMB)

SLAAMB has entered a partnership with the Centre of Aboriginal Apprenticeship and Research (CAAR) to offer skilled trades training through the 16 Trades Unions through the SLAAMB Offices in Sioux Lookout.

PO Box 56, 80 Front Street
Sioux Lookout, ON
P8T 1A1
Phone: 807-737-4047
Toll Free: 1-800-563-2183
Fax: 807-737-4048
Web: www.slaamb.on.ca

9.4 Area Financial Institutions

Manulife Securities – Sioux Lookout

Kimberlee Morgan
48 Fanning Avenue, Box 3101
Sioux Lookout, ON
P8T 1J8
Phone: 807-737-3885
Fax: 807-737-3884
Email: kimberlee.morgan@manulifesecurities.ca
Web: www.manulife.ca

CIBC

50 Front Street, Box 189
Sioux Lookout, ON
P8T 1A3
Phone: 807-737-2331 x400
Fax: 807-737-1463
Web: www.cibc.com

RBC Royal Bank

1C – 76 Front Street
Sioux Lookout, ON
P8T 1A1
Phone: 807-737-2121
Fax: 807-737-2322
Email: melanie.parks@rbc.com
Web: www.rbc.com

Investors Group

Thunder Bay Superior East
100 -1113 Jade Court
Thunder Bay, ON
P7B 6M7
Phone: 807-345-6363
Web: www.investorsgroup.com

BMO Bank of Montreal

61 Front Street, Box 639
Sioux Lookout, ON
P8T 1B1
Phone: 807-737-1860
Fax: 807-737-3036
Email: candace.lafrance@bmo.com
Web: <http://www.bmo.com/home>

Northern Lights Credit Union

50 Front Street, Box 189
Sioux Lookout, ON
P8T 1A3
Phone: 807-737-1567
Fax: 807-737-2136
Email: janicef@nlcu.on.ca
Web: www.nlcu.on.ca

Manulife Financial - Hudson

11 Fifth Avenue
Hudson, ON
P0V 1X0
Phone: 807-582-3988
Email: bradley.hyslop@manulifesecurities.ca
Web: www.manulife.ca

9.5 Real Estate

Latitude 50 Realty

2025 Hwy 72, Box 964

Sioux Lookout, ON

P8T 1B3

Phone: 807-737-1067

Fax: 807-737-1536

Web: www.latitude50.on.ca

Molstad Realty Ltd. Brokerage

34 Front Street, Box 368

Sioux Lookout, ON

P8T 1A5

Phone: 807-737-1550

Fax: 807-737-1536

Web: www.molstadrealty.com

Royal LePage Lannon Realty Ltd.

34 Lakeshore Drive, Box 1706

Sioux Lookout, ON

P8T 1C4

Phone: 807-737-2577

Fax: 807-737-4923

Web: www.qinamcfee-bernier.com

Sioux Mountain Realty

73 King Street, Box 1541

Sioux Lookout, ON

P8T 1C3

Phone: 807-737-8100

Fax: 807-737-4564

Web: www.siouxmountainrealty.com

9.6 Economic Development

Sioux Lookout has had over \$250 million dollars in capital projects completed over the three years - a new 60 bed hospital, 100 bed hostel, court facility, community revitalization project, infrastructure service upgrades and extensions, MNR Fire Management Centre, airport upgrades and urban and rural residential lot development.

There is an economic plan approved in 2009 with targeted sectors as follows:

- Health care and service industries
- Manufacturing – value added forestry
- Arts, culture & heritage tourism
- First Nation Government and economic development.

Table 37: Research & Development Facilities within 80 km

Name	Municipality	No. of Researchers	Area of Research
Sioux Lookout Area Aboriginal Management Board	Sioux Lookout	10	Aboriginal skilled trades, apprenticeships and training

Source: McSweeney & Associates from http://www.sse.gov.on.ca/medt/investinontario/en/Pages/communities_econstrategies.aspx?mun_name=3560034&topic=2

Table 38: Investment Opportunities

Project Name	Start Date	Location (postal code)	Region	Sector	Type
Available Commercial & Light Industrial Lots	A.S.A.P.	P8T 1A4	North-West Region	Other	Commercial/ Light Industrial
Hudson Residential Lot Development	2012	P0V 1X0	North-West Region	Other	Residential, lake-front and lake-view
Sioux Lookout Highway 72 Commercial Development	2011	P8T 1A4	North-West Region	Retail	Commercial Development
Sioux Lookout Residential Lot Development	2011	P8T 1A2	North-West Region	Other	Urban Multi-Residential

Source: McSweeney & Associates from http://www.sse.gov.on.ca/medt/investinontario/en/Pages/communities_econstrategies.aspx?mun_name=3560034&topic=2

Available Commercial & Light Industrial Lots

Serviced lots are available at the Sioux Lookout Municipal Airport for commercial or light industrial development, both airside and groundside. Visit website at www.siouxlookoutairport.ca or contact Florence Bailey, Economic Development Officer. Go to "About The Airport" and click on Sioux Lookout Airport development Plan.

Hudson Residential Land Release

The Municipality has recently purchased Crown land for residential development in Hudson, overlooking world-famous Lac Seul. The Municipality is open to discussions with land developers on this opportunity. Several studies are being undertaken in 2011 with development scheduled for 2012. Ninety (90) lots are available, both lake-front and lake-view.

Sioux Lookout Urban Residential Lot Development

The Municipality is working with Finnway Contracting from Thunder Bay to develop 90 new multi-residential lots in Sioux Lookout. Servicing is being installed in the Spring of 2011 with construction beginning in the summer of 2011.

Sioux Lookout Highway 72 Commercial Development

The Municipality of Sioux Lookout has extended sewer and water infrastructure out Highway 72 to create a Highway Commercial corridor for development purposes.

For further information please contact:

Florence Bailey
Economic Development Officer
Municipality of Sioux Lookout
PO Box 158
25 Fifth Avenue
Sioux Lookout, ON
P8T 1A4
Phone: 807-737-2700 x2228
Fax: 807-737-3436
Email: edo@siouxlookout.ca
Web: <http://www.siouxlookout.ca>

10 Quality of Life

10.1 Housing Characteristics

Table 39: Residential Assessment Property Values, MPAC 2008

Property Type	Average Assessment
Single family detached (not on water)	\$147,600
Semi-detached residential - two residential homes sharing a common center wall with separate ownership	\$110,625
Freehold Townhouse/Row house - more than two units in a row with separate ownership	N/A
Residential Condominium Unit	N/A

Notes:

- Executive Detached Two Storey, Price \$269,000, Taxes \$3,000 Rent \$1,500
- Standard Two Storey Price \$180,000, Taxes \$2,200 Rent \$1,200
- Condominium N/A

Source: MPAC 2008

http://www.sse.gov.on.ca/medt/investinontario/en/Pages/communities_realestate.aspx?mun_name=3560034&topic=1

Table 37: Dwelling Characteristics for Sioux Lookout, 2010

Characteristics	Sioux Lookout	Ontario
Total number of occupied private dwellings	2012	4,980,115
Average number of rooms per dwelling	6.44	6.62
Average number of bedrooms per dwelling	2.84	2.76
Owned	1444	3,567,072
Rented	568	1,405,040
Average value of dwelling \$	210,749	371,018

Source: McSweeney & Associates from Manifold Data Mining Inc. Superdemographics 2010.

10.2 Health and Community Services

There are a wide variety of service clubs and organizations in Sioux Lookout which include the Kinsmen, Lions, Rotary, Pelican Rebekah Lodge, Beta Sigma Phi, Sparks, Girl Guides, Brownies, Pathfinders, Beavers, Cubs and Scouts.

There are entertainment groups, sports clubs, a block parents association, two senior citizens centres, singing groups, square dancing club, parent-teacher associations, bridge clubs, genealogical society, historical society, hospital auxiliary, horticultural society, literacy council, tourism association, TOPS and much, much more.

Also available in the Municipality is Crime Stoppers and the Sioux Lookout-Hudson Community Policing Committee with offices in Sioux Lookout and Hudson. This program develops local solutions to local problems.

Sioux Lookout Meno Ya Win Health Centre

1 Meno Ya Win Way
PO Box 909
Sioux Lookout, ON
P8T 1B4
Phone: 807-737-3030
Email: info@slmhc.on.ca
Web: <http://www.slmhc.on.ca/home>

Services available at the Meno Ya Win Health Centre include: surgery, obstetrical, and x-ray facilities with a wide array of physicians, nursing, paramedic/ambulance attendants, fully qualified professional technologists and specialists working in the specialized areas of laboratory, clinical nutrition and diagnostic imaging.

Hugh Allen Clinic

79 Fifth Avenue North, Box 489
Sioux Lookout, ON
P8T 1A8
Phone: 807-737-3803
Web: <http://www.hughallenclinic.com/>

Dr. Arvid Hakala (Dentist)

57 Prince Street, Box 1330
Sioux Lookout, ON
P8T 1B8
Phone: 807-737-3274
Fax: 807-737-3222

SkyCare Air Ambulance & Charter Service

17 Airport Road, Box 289
Sioux Lookout, ON
P8T 1A3
Phone: 807-737-0038 or 807-737-0039
Fax: 807-737-0040

Northwestern Health Unit

47B Front Street
Sioux Lookout, ON
P8T 1A3
Phone: 807-737-2292
Fax: 807-737-3711
Web: <http://www.nwhu.on.ca/>

Telehealth Ontario

Phone: 416-314-8721
Web: www.health.gov.on.ca/english/public/program/Telehealth/Tele_faq.html
Free Access to a Registered Nurse — 24 Hours a day, 7 days a Week at 1-866-797-0000
TTY: 1-866-797-0007

Telehealth Ontario is a free, confidential telephone service for health advice or general health information from a Registered Nurse. That means quick, easy access to a qualified health professional to help you decide whether to care for yourself, make an appointment with your doctor, go to a clinic, contact a community service or go to a hospital emergency room.

Community Living Sioux Lookout

Community Living Sioux Lookout
PO Box 1258
Sioux Lookout, ON
P8T 1B8
Phone: 807-737-1447
Fax: 807-737-3833
Web: www.clsiouxlookout.com

Kenora District Services Board

211 Princess Street, Suite 1
Dryden, ON
P8N 3L5
Phone: 807-223-2100
Fax: 807-223-6500
Email: kdsb@kdsb.on.ca
Web: www.kdsb.on.ca

Patricia Centre for Children and Youth

68 Princess Street
Sioux Lookout, ON
P8T 1H4
Phone: 807-737-2086
Fax: 807-737-1998
Web: www.patriciacentre.ca

Kenora-Patricia Child and Family Services

41 King Street
Sioux Lookout, ON
P8T 1B7
Phone: 807-737-3250
Fax: 807-737-2611
Web: www.facsrr.ca

Tikinagan Child and Family Services

PO Box 627
Sioux Lookout, ON P8T 1B1
Phone: 807-737-3466
Toll Free: 1-800-465-3624
Fax (General): 1-807-737-3543
Fax (Intake Unit): 1-807-737-4954
Office Hours: 8:30am - 4:30pm (Central)
Web: www.tikinagan.org

Friends of Cedar Bay

Box 129
Sioux Lookout, ON P8T 1A3
Phone: 807-737-2268
Fax: 807-737-2439
Email: sandyloc@tbaytel.net
Web: www.cedarbay.org

Nishnawbe-Gamik Friendship Centre

52 King Street, Box 1299
Sioux Lookout, ON P8T 1B8
Phone: 807-737-1903
Fax: 807-737-1805

Nitawin Community Development Corporation

56 Front Street, Box 308
Sioux Lookout, ON P8T 1A5
Phone: 807-737-4574
Fax: 807-737-2076
Web: www.nitawin.ca

Sioux-Hudson Entertainment Series

Box 727
Sioux Lookout, ON P8T 1B1
Phone: 807-737-2174

Sioux Lookout Anglers and Hunters

Box 203 Stn Main
Sioux Lookout, ON P8T 1A3
Phone: 807-737-1323
Email: corman36@hotmail.com
Web: www.siouxlookoutanglershunters.ca

Sioux Lookout Funeral Home

128 Front Street, Box 1449
Sioux Lookout, ON P8T 1B9
Phone: 807-737-3300
Fax: 807-737-1297

Sioux Lookout - Hudson Literacy Council

Box 829, 73 King Street, Suite 103
Sioux Lookout, ON
P8T 1B2
Phone: 807-737-8022
Fax: 807-737-3201
Email: jonathon@siouxhudsonliteracy.com
Web: www.siouxhudsonliteracy.com

Norah Love Children's Centre and Biidaaban Children's Centre

The Municipality of Sioux Lookout operates three (3) licensed Day Care Centres: The Norah Love Children's Centre, the Biidaaban Children's Centre and the Sioux Mountain Children's Centre. All of the Centres are non-profit Integrated Centres that are funded by both the Provincial Government and at the Municipal level. In January 2000, the Kenora District Services Board became the Manager for all child care facilities, although licensing of these facilities is still the responsibility of the Ministry of Community & Social Services.

The Centres are open Monday to Friday from 7:30 a. m. to 5:30 p. m. They are closed on statutory holidays as set out in the Union Contract and are also closed for a two (2) week period over Christmas.

For more information contact Norah Love at 807-737-2131 or Biidaaban at 807-737-4570.

First Step Women's Shelter

Phone: 807-737-1438

Fax: 807-737-3177

Email: firststep@fsws.ca

Web: www.fsws.ca

Home Care Program

Through this program, nursing care is provided to patients in their own homes. Nurses assist with personal care, change dressings, give injections, monitor vital signs and teach treatment protocol. An occupational therapist is also available every 6 weeks.

Home Support for the Elderly

The Sioux Lookout Home Support Program enables elderly, disabled, chronically ill and convalescent persons to maintain a self-determined, independent lifestyle within the stability and comfort of their own home for as long as they can do so. The program offers the following services: adult day program; caregiver support counselling; caregiver support; training, information and education; congregate dining; friendly visiting; meals-on-wheels and supportive housing. The program is 100% funded by the Ministry of Health and Long-Term Care and operated by the Municipality of Sioux Lookout. The Home Support Office can be reached by calling 807-737-3142.

Aboriginal Family Support Program

The Aboriginal Family Support Program is a community service offered by the Nishnawbe-Gamik Friendship Centre. The Family Support Program offers a full range of programs including support to families, single parents, children up to six years of age; prenatal and postnatal care; youth preparing for parenthood; nutrition counselling; life skills; problem solving; traditional teachings; hygiene; parenting skills; and access to resources. The Support Program services are open to everyone - men and women, Native and Non-Native. For more information, please call 807-737-7521.

10.3 Education

School Boards in Sioux Lookout Area

Keewatin-Patricia District School Board

Jack McMaster, Director of Education
 100 First Avenue West
 Kenora, ON
 P9N 3Z7
 Phone: 807-468-5571
 Fax: 807-468-3857
 Toll Free: 877-275-7771
 Email: jack.mcmaster@kpdsb.on.ca
 Web: www.kpdsb.on.ca

Northwest Catholic District School Board

75 Van Horne Avenue, Suite B
 Dryden, ON
 P8N 2B2
 Toll Free: 1-877-235-4663
 Phone: 807-223-4663
 Fax: 807-223-4014
 Web: www.tncdsb.on.ca

For a list of post-secondary education facilities in Northeastern Ontario, see section 9.3.

Table 38: Public Schools

Elementary Schools				
School Name	Location	Grades	Language	Phone
Sioux Mountain Public School	Sioux Lookout	JK-8	English	807-737-3480
Hudson Public School	Hudson	Kindergarten-8	English	807-582-3311
High Schools				
School Name	Location	Grades	Language	Phone
Queen Elizabeth High School	Sioux Lookout	9-12	English	807-737-3500

Source: McSweeney & Associates from the Municipality of Sioux Lookout

Table 39: Catholic Schools

Elementary Schools				
School Name	Location	Grades	Language	Phone
Sacred Heart School	Sioux Lookout	JK-8	English	807-737-1121

Source: McSweeney & Associates from the Municipality of Sioux Lookout

There are several other educational facilities as listed below:

Christian Day School - Sioux Lookout Christian School, located on Sturgeon River Road, accommodates Grades 1 through 12 using the Accelerated Christian Education curriculum.

The **Wahsa Distance Education Centre** was established in the fall of 1990 to provide Ontario accredited secondary school courses through distance education to the remote twenty-three Sioux Lookout District First Nations. Radio and correspondence are two different program delivery systems that are used by Wahsa to provide the students with a full selection of high school courses while living in their home community. Wahsa operates as a private school under the authority of the Northern Nishnawbe Education Council.

Pelican Falls First Nations High School, located twenty-eight kilometres from Sioux Lookout has a dedicated staff of 40 who provide education and counselling support for First Nation students attending grades 9 to 12 from the Far North. The staff also provide recreational and life skills programs. The state-of-the-art High School, located on the shores of Pelican Lake, and situated on a 172-acre site, is comprised of nine homes that house a minimum of ten students each. The school places a premium on enhancing student decision-making, responsibility and self-respect. Students can choose from a wide selection of academic courses including biology, mathematics, chemistry, English, art, physical education and life skills. With completion of the gymnasium in the summer of 1993, physical education courses are held on-site.

10.4 Protective Services

Emergency Phone Number: 911

The Municipality of Sioux Lookout offers the following emergency service providers:

- OPP
- Ambulance services
- Fire department.

Fire Department

Fire Services consists of two Fire Stations: the Sioux Lookout Fire Station is located at 39-5th Avenue in Sioux Lookout and the Hudson Fire Station is located at 4-4th Street in Hudson. These two stations have a full time Fire Chief and a combined Volunteer Firefighting force of 36 firefighters made up of one Deputy Chief, one District Chief, six Captains, one Training Officer and twenty seven firefighters. One part time Administrative Clerk is also located in the Sioux Lookout Fire Station.

Ontario Provincial Police

Sioux Lookout Detachment
PO Box 128
62 Queen Street
Sioux Lookout, ON
P8T 1A1
Phone: 807-737-2020
Fax: 807-737-1785
Web: <http://www.opp.ca/ecms/index.php?id=326>

Emergency Medical Services (EMS)

Kenora District Services Board
211 Princess Street, Suite 1
Dryden, ON
P8N 3L5
Phone: 807-223-2100
Fax: 807-223-6500
Email: dsidor@kdsb.on.ca

Emergency Services Manager

Robert Favot
Phone: 807-737-2564
Fax: 807-737-4626
Email: rfavot@siouxlookout.ca

10.5 Recreation, Tourism and Events

Table 40: Tourism Facilities

Facility		Facility	
Hotels/motels/resorts	29	Total No. of Rooms	300
Convention Centers	0	Size of the largest Convention Center (sq.ft.)	0
Community Centres	1	Libraries	1
Daycares and Preschool Facilities	3	Capacity of Daycares and Preschool Facilities	79
Facilities for Seniors	2	Ice Arenas	1
Marina	0	Theatres	0
Cinemas	1	Museums	1
Galleries	1	Baseball Diamonds	3
Soccer / Football Fields	2	Public Transit	N/A
Indoor Swimming Pools	2	Outdoor Swimming Pools	0
Public Tennis Courts	1	Private Tennis Courts	0
Public Golf Courses	0	Private Golf Courses	1

Source: Municipality of Sioux Lookout,

http://www.sse.gov.on.ca/medt/investinontario/en/Pages/communities_qofl.aspx?mun_name=3560034&topic=3

Community Services Department

PO Box 1377

85 King Street

Sioux Lookout, ON

P8T 1B9

Phone: 807-737-1994

Fax: 807-737-4624

Email: ncarbone@siouxlookout.ca

Web: <http://www.siouxlookout.ca/community/profile/communityservicesrecreation>

Sioux Lookout Public Library

21 5th Avenue

PO Box 1028

Sioux Lookout, ON

P8T 1B3

Phone: 807-737-3660

Fax: 807-737-4046

Email: info@slpl.ca

Web: www.slpl.on.ca

Sioux Lookout Museum

PO Box 1377

Sioux Lookout, ON

P8T 1B9

Phone: 807-737-2700

Fax: 807-737-3436

Email: bmackinnon@siouxlookout.ca

Web: <http://www.siouxlookout.ca/townhall/departments/communityservices/museum>

The Sioux Lookout Museum is open five days a week, Monday to Friday during the summer months. The hours are 8:30 am - 4:30 pm. Special tours can be booked for the weekend, provided you call ahead of time and set up an appointment. Arrangements can also be made to visit the museum after hours during the week; call the Museum Director to set up a meeting.

Tourist Information Centre

Sioux Lookout, ON

P8T 1A5

Phone: 807-737-1937

Web:

http://www.siouxlookout.com/index.php?option=com_content&view=article&id=72&Itemid=81

Ojibway Provincial Park

PO Box 730

Dryden, ON

P8N 2Z4

Phone: 807-737-2033

Web: <http://www.ontarioparks.com/english/ojib.html>

Umfreville Trail

PO Box 1377

Sioux Lookout, ON

P8T 1B9

Phone: 807-737-1994

Web: <http://www.ontariotrails.on.ca/trails-a-z/umfreville-trail/>

Sioux Lookout's Annual Blueberry Festival

Sioux Lookout Blueberry Festival

PO Box 127

Sioux Lookout, ON

P8T 1A1

Phone: 807-737-3227

Cell: 807-738-0789

Web: <http://www.blueberrybert.com/index.html>

10.6 Events

Table 41: Annual Events 2010

Annual Events 2010	
Name of Event	Date
Sioux Mountain Winter Festival	Last weekend in February
Pelican Lake Pond Hockey	Last weekend in February
Ice Fishing Tournament	Last weekend in February
Northern First Nations Hockey Tournament	March Break
Race Relations Week	Third Week in March
Walleye Weekend Fishing Derby	Second Weekend in June
Aboriginal Day	June 21st
Canada Day Celebrations	July 1st
Sioux Lookout Blueberry Festival	Annual 10 day event in early August
Sioux lookout Chamber of Commerce Trade, Craft and Home Show	First Week of August
Christmas Parade	Last weekend in November

Source: Municipality of Sioux Lookout

10.7 Local Media

Table 42: Newspapers

Newspaper	Frequency
Sioux Lookout Bulletin	Weekly
Wawatay	Bi-weekly

Source: Municipality of Sioux Lookout,
http://www.sse.gov.on.ca/medt/investinontario/en/Pages/communities_transportation.aspx?mun_name=3560034&topic=2

Table 43: Radio Stations

Radio Station	Affiliation
CBLS – 1240 AM	CJLB – CBC
CKDR – 97.1 FM	Private
CBC – 100.9 FM	CBC
Wawatay – 89 FM	Private
Q104 – 104.5 FM	Private

Source: Municipality of Sioux Lookout,
http://www.sse.gov.on.ca/medt/investinontario/en/Pages/communities_transportation.aspx?mun_name=3560034&topic=2

Table 44: Cable Service

Name	Phone
Shaw Cable	800-465-1113
Bell ExpressVu	310-BELL (2355)

Source: Municipality of Sioux Lookout,
http://www.sse.gov.on.ca/medt/investinontario/en/Pages/communities_transportation.aspx?mun_name=3560034&topic=2

Table 45: Television

TV Station	Affiliation
Wawatay	Private
Shaw	Private

Source: Municipality of Sioux Lookout,
http://www.sse.gov.on.ca/medt/investinontario/en/Pages/communities_transportation.aspx?mun_name=3560034&topic=2

11 Local Accommodations

Best Western - Sioux Lookout Inn

2 Sturgeon River Road, Box 5000
Sioux Lookout, ON
P8T 1C5
Phone: 807-737-4444
Fax: 807-737-4498
Web: <http://www.bestwestern.com/>

Forest Inn & Conference Centre

11 May Street, Box 247
Sioux Lookout, ON
P8T 1A3
Phone: 807-737-1330
Fax: 807-737-4498
Web: <http://www.forestinn.net/>

Great Northwest Bed & Breakfast

74 Queen Street, Box 488
Sioux Lookout, ON
P8T 1A8
Phone: 807-737-3248
Fax: 807-737-8199

Lamplighter Motel

326 Hwy 72, Box 558
Sioux Lookout, ON
P8T 1A8
Phone: 807-737-1014
Fax: 807-737-2356
Web: <http://www.lamplightermotel.ca/>

New Occasions Bed and Breakfast

131 Ogemah Rd, Box 5025
Sioux Lookout, ON
P8T 163
Phone: 807-737-2839
Web: <http://www.newoccasionsbb.com/>

Sunset Inn & Suites

10 First Avenue South, Box 86
Sioux Lookout, ON
P8T 1A1
Phone: 807-737-1113
Toll Free: 1-800-465-3844
Fax: 807-737-3586
Web: <http://www.sunsetinnscanada.com/>

The Wellington Inn

67 Wellington Street, Box 1823
Sioux Lookout, ON
P8T 1C5
Phone: 807-737-4030
Fax: 807-737-7788

Appendix - Incentives

Capital Incentives

Ontario Emerging Technologies Fund - Ontario Capital Growth Corporation

Web:

http://www.sse.gov.on.ca/medt/investinontario/en/Pages/government_program_details.aspx?pID=284

Business Development Bank of Canada

Web: www.bdc.ca/en/home.htm

Canada Small Business Financing Program - Industry Canada

Web: www.ic.gc.ca/eic/site/csbf-pfpec.nsf/eng/Home

Canadian Youth Business Foundation Start-Up Financing Program

Web: www.cybf.ca/entrepreneurs

ecoEnergy for Renewable Heat

Web: www.ecoaction.gc.ca/ecoenergy-ecoenergie/heat-chauffage/index-eng.cfm

ecoEnergy Retrofit (industry)

Web: <http://oee.nrcan.gc.ca/industrial/financial-assistance/retrofit/index.cfm?attr=0>

FEDNOR - Applied Research and Development Program

Web: www.ic.gc.ca/eic/site/fte-fte.nsf/eng/00013.html

Loan Guarantee Program - Ontario Ministry of Natural Resources

Web:

http://www.sse.gov.on.ca/medt/investinontario/en/Pages/government_program_details.aspx?pID=71

Next Generation of Jobs Fund - Biopharmaceutical Investment Program - Ministry of Research and Innovation

Web:

http://www.ontariocanada.com/ontcan/1medt/downloads/nextgen_Q&As_dec15_09_en.pdf

Next Generation of Jobs Fund - Jobs & Investment Program - Ministry of Economic Development

Web: www.communitech.ca/ontarios-next-generation-of-jobs-fund/

NextGen Biofuels Fund - Sustainable Development Technology Canada

Web: http://www.sdtc.ca/index.php?page=Glossary-NextGen-Biofuels-Fund&hl=en_CA

NOHFC - Northern Energy Program

Web: http://www.mndmf.gov.on.ca/nohfc/programs/northern_energy_e.asp

Sioux Lookout Community Profile 2010

NOHFC - Private Sector Emerging Technology Program

Web: www.mndmf.gov.on.ca/nohfc/programs/emerging_technology_e.asp

Ontario Centres of Excellence - Investment Accelerator Fund Program

Web: http://www.oce-ontario.org/documents/eoi/IAF_SellSheet_20080326.pdf

Ontario Community Futures Program - FedNor

Web: www.ic.gc.ca/eic/site/fednor-fednor.nsf/eng/h_fn01468.html

Ontario Current Cost Adjustment (OCCA): Pollution Control Equipment - Ontario Ministry of Revenue

Web: www.rev.gov.on.ca/en/bulletins/ct/3005.html

Ontario Innovation Demonstration Fund

Web: www.mri.gov.on.ca/english/programs/idf/guidelines.asp

Ontario Solar Thermal Heating Incentive (OSTHI) - Ontario Ministry of Energy and Infrastructure

Web: www.mei.gov.on.ca/en/energy/renewable/index.php?page=osthi

SD Tech Fund - Sustainable Development Technology Canada

Web: http://www.sdtech.ca/index.php?page=sdtech-funding-niche&hl=en_CA

SMART Program - Canadian Manufacturers & Exporters

Web: www.cme-smart.ca

Strategic Aerospace and Defence Initiative - Industry Canada

Web: http://ito.ic.gc.ca/eic/site/ito-oti.nsf/eng/h_00022.html

Summer Company

Web: www.sbe.gov.on.ca/ontcan/sbe/youth_summerco_index.jsp

Commercialization Incentives

MaRS - Business Mentorship and Entrepreneurship Program (BMEP)

Web: www.marsdd.com/mars/About-MaRS/Partners/mrp.html

MaRS Discovery District (MaRS)

Web: www.marsdd.com/MaRS-Home.html

Next Generation of Jobs Fund - Biopharmaceutical Investment Program - Ministry of Research and Innovation

Web: www.mri.gov.on.ca/english/programs/bip/program.asp

Next Generation of Jobs Fund - Jobs & Investment Program - Ministry of Economic Development

Web: www.ontariocanada.com/ontcan/1med/en/nextgen_jip_en.jsp

NOHFC - Private Sector Emerging Technology Program

Web: http://www.mndmf.gov.on.ca/nohfc/programs/emerging_technology_e.asp

NextGen Biofuels Fund - Sustainable Development Technology Canada

Web: http://www.sdtc.ca/index.php?page=about-our-funds&hl=en_CA

Ontario Centres of Excellence - Investment Accelerator Fund Program

Web: www.oce-ontario.org/Pages/Cinvest.aspx

Ontario Centres of Excellence Inc.

Web: www.oce-ontario.org/Pages/Home.aspx

Ontario Innovation Demonstration Fund

Web: www.mri.gov.on.ca/english/programs/idf/guidelines.asp

Ontario Research Fund - Ontario Ministry of Research and Innovation

Web: www.mri.gov.on.ca/english/programs/ResearchFund.asp

Precarn Incorporated

Web: www.precarn.ca/products/FundingPrograms/index.html

SD Tech Fund - Sustainable Development Technology Canada

Web: www.sdtc.ca/en/SOIinfo.htm

Technology Development Fund - Ontario Power Authority

Web: www.powerauthority.on.ca

Energy Incentives

ecoEnergy for Renewable Heat

Web: www.ecoaction.gc.ca/ecoenergy-ecoenergie/heat-chauffage/index-eng.cfm

ecoEnergy for Renewable Power

Web: www.ecoaction.gc.ca/ecorp

ecoEnergy Retrofit (industry)

Web: <http://oe.nrcan.gc.ca/industrial/financial-assistance/retrofit/index.cfm?attr=0>

High Performance New Construction

Web: www.opa.hpnc.ca/portal/server.pt

NextGen Biofuels Fund - Sustainable Development Technology Canada

Web: www.sdtc.ca/en/funding/NextGen_Biofuels_Fund/index.htm

NOHFC - Northern Energy Program

Web: http://www.mndmf.gov.on.ca/nohfc/programs/northern_energy_e.asp

Northern Pulp and Paper Electricity Transition Program - Ministry of Natural Resources

Web: www.mnr.gov.on.ca/en/STEL02_168288.html

Ontario Biogas Systems Financial Assistance Program - Ontario Ministry of Agriculture, Food and Rural Affairs

Web: www.omafra.gov.on.ca/english/engineer/biogas/index.html

Ontario Solar Thermal Heating Incentive (OSTHI) - Ontario Ministry of Energy and Infrastructure

Web: www.mei.gov.on.ca/en/energy/renewable/index.php?page=osthi

SMART Program - Canadian Manufacturers & Exporters

Web: www.cme-smart.ca

Technology Development Fund - Ontario Power Authority

Web: www.powerauthority.on.ca/tdfund/

Export Incentives

Canadian Commercial Corporation (CCC)

Web: www.ccc.ca/eng/home.cfm

Export Development Canada

Web: www.edc.ca

Export Market Access - A Global Expansion Program

Web: <http://exportaccess.ca/>

Going Global Innovation - Foreign Affairs and International Trade Canada

Web: <http://www.tradecommissioner.gc.ca/eng/science/document.jsp?did=88059>

New Exporters to Border States (NEBS)

Web: <http://www.sse.gov.on.ca/medt/ontarioexports/en/Pages/nebsbrochure.aspx>

Rural Economic Development (RED) Program

Web: www.omafra.gov.on.ca/english/rural/red/

Human Resources and Training Incentives

Achieving Innovation & Manufacturing Excellence - Yves Landry Foundation

Web: www.yveslandryfoundation.com

Apprenticeship Job Creation Tax Credit - Canada Revenue Agency

Web: <http://www.cra-arc.gc.ca/tx/ndvdl/tpcs/ncm-tx/rtrn/cmpltng/ddctns/Ins409-485/412/jctc-eng.html>

Apprenticeship Training Tax Credit

Web: www.rev.gov.on.ca/en/bulletins/ct/3020.html

Canada Summer Jobs 2009

Web: www.servicecanada.gc.ca/eng/epb/yi/yep/programs/scpp.shtml

Sioux Lookout Community Profile 2010

Employer Signing Bonus

Web: http://www.tcu.gov.on.ca/eng/employers/emp_bonus.html

FEDNOR - Youth Internships - Private Sector Program

Web: www.ic.gc.ca/eic/site/fednor-fednor.nsf/eng/fn02301.html

Industrial R & D Fellowships - Natural Sciences and Engineering Research Council of Canada

Web: www.nserc-crsng.gc.ca/Partners-Partenaires/Programs-Programmes/IRDFProfile-BPRDIProfile_eng.asp

Industrial Research Assistance Program - National Research Council Canada

Web: www.nrc-cnrc.gc.ca/eng/ibp/irap.html

Canadian Institutes of Health Research - Innovation and Industry Programs

Web: www.cihr-irsc.gc.ca/e/4569.html

Internship Program with Innovative Small and Medium-sized Enterprises - National Research Council Canada

Web: www.nrc-cnrc.gc.ca/eng/index.html

Ontario Job Connect

Web: www.jobconnectontario.org/

MaRS Discovery District (MaRS)

Web: www.marsdd.com/MaRS-Home.html

NextGen Biofuels Fund - Sustainable Development Technology Canada

Web: http://www.sdtc.ca/index.php?page=Glossary-NextGen-Biofuels-Fund&hl=en_CA

NOHFC - Enterprise North Job Creation Program

Web:

http://www.mndmf.gov.on.ca/nohfc/programs/enterprises_north_job_creation_e.asp

NOHFC - Northern Ontario Youth Internship and Co-op Program

Web: http://www.mndmf.gov.on.ca/nohfc/programs/youth_internship_and_co-op_e.asp

Ontario Centres of Excellence Inc.

Web: www.oce-ontario.org/Pages/Home.aspx

Ontario Labour Market Partnerships

Web: <http://www.canadabusiness.ca/eng/summary/2371/>

Ontario Summer Jobs Service

Web: www.ontario.ca/summerjobs

Targeted Wage Subsidies Program

Web: <http://www.servicecanada.gc.ca/eng/epb/ebsm/index.shtml>

Sioux Lookout Community Profile 2010

The Workplace Skills Initiative - Human Resources and Social Development Canada

Web: www.hrsdc.gc.ca/eng/workplaceskills/skills_initiative/index.shtml

Work-Sharing Program - Human Resources and Social Development Canada

Web: www.hrsdc.gc.ca/eng/corporate/budget/2009/wsp.shtml

Northern Ontario Incentives

Loan Guarantee Program - Ontario Ministry of Natural Resources

Web: www.ontla.on.ca/library/repository/mon/12000/256822.pdf

NOHFC - Enterprise North Job Creation Program

Web: www.mndmf.gov.on.ca/nohfc/programs/enterprises_north_job_creation_e.asp

NOHFC - Northern Energy Program

Web: www.mndmf.gov.on.ca/nohfc/programs/northern_energy_e.asp

NOHFC - Private Sector Emerging Technology Program

Web: www.mndmf.gov.on.ca/nohfc/programs/emerging_technology_e.asp

Rural Economic Development (RED) Program

Web: www.omafra.gov.on.ca/english/rural/red/

FEDNOR - Youth Internships - Private Sector Program

Web: www.ic.gc.ca/eic/site/fednor-fednor.nsf/eng/fn02301.html

Research and Development Incentives

Ontario Emerging Technologies Fund - Ontario Capital Growth Corporation

Web:

http://www.sse.gov.on.ca/medt/investinontario/en/Pages/government_program_details.aspx?pID=284

Canada Foundation for Innovation Funds

Web: www.innovation.ca/en

Ontario Commercialization Investment Funds Program (OCIF)

Web: www.mri.gov.on.ca/english/programs/ocif/program.asp

Communications Research Centre Canada - Industry Canada

Web: www.crc.gc.ca/en/html/crc/home/home

FEDNOR - Applied Research and Development Program

Web: www.ic.gc.ca/eic/site/fte-fte.nsf/eng/00013.html

Going Global Innovation - Foreign Affairs and International Trade Canada

Web: www.infoexport.gc.ca/eng/science/index.jsp

Sioux Lookout Community Profile 2010

Industrial R & D Fellowships - Natural Sciences and Engineering Research Council of Canada

Web: www.nserc-crsng.gc.ca/Partners-Partenaires/Programs-Programmes/IRDFProfile-BPRDIProfile_eng.asp

Industrial Research Assistance Program - National Research Council Canada

Web: www.nrc-cnrc.gc.ca/eng/ibp/irap.html

Ontario Innovation Tax Credit (OITC)

Web: www.rev.gov.on.ca/english/credit/oitc/index.html

Canadian Institutes of Health Research - Innovation and Industry Programs

Web: www.cihr-irsc.gc.ca/e/4569.html

Internship Program with Innovative Small and Medium-sized Enterprises - National Research Council Canada

Web: www.nrc-cnrc.gc.ca/eng/ibp/irap.html

Ontario New Technology Tax Incentive (ONTTI)

Web: www.rev.gov.on.ca/english/credit/ontti/

Next Generation of Jobs Fund - Biopharmaceutical Investment Program - Ministry of Research and Innovation

Web: <http://www.mri.gov.on.ca/english/programs/bip/program.asp>

Next Generation of Jobs Fund - Jobs & Investment Program - Ministry of Economic Development

Web: www.communitech.ca/ontarios-next-generation-of-jobs-fund/

NextGen Biofuels Fund - Sustainable Development Technology Canada

Web: http://www.sdtc.ca/index.php?page=Glossary-NextGen-Biofuels-Fund&hl=en_CA

NOHFC - Private Sector Emerging Technology Program

Web: www.mndmf.gov.on.ca/nohfc/programs/emerging_technology_e.asp

Ontario Business Research Institute Tax Credit (OBRITC)

Web: www.rev.gov.on.ca/english/credit/obritc/index.html

Ontario Centres of Excellence - Investment Accelerator Fund Program

Web: www.oce-ontario.org/documents/eoi/IAF_SellSheet_20080326.pdf

Ontario Centres of Excellence Inc.

Web: www.oce-ontario.org/Pages/Home.aspx

Ontario Innovation Demonstration Fund

Web: www.mri.gov.on.ca/english/programs/idf/guidelines.asp

Ontario Research Fund - Ontario Ministry of Research and Innovation

Web: www.mri.gov.on.ca/english/programs/ResearchFund.asp

Ontario Retail Sales Tax Exemption on R & D and Manufacturing Equipment - Ontario Ministry of Revenue

Web: www.rev.gov.on.ca/english/taxes/rst/index.html

Precarn Incorporated

Web: www.precarn.ca/products/FundingPrograms/index.html

Rural Economic Development (RED) Program

Web: www.omafra.gov.on.ca/english/rural/red/

Ontario Research and Development Tax Credit

Web: <http://www.rev.gov.on.ca/en/credit/ordtc/index.html>

Scientific Research and Experimental Development Tax Incentive Program - Canada Revenue Agency

Web: www.cra-arc.gc.ca/txcrdt/sred-rsde/menu-eng.html

SD Tech Fund - Sustainable Development Technology Canada

Web: http://www.sdtc.ca/index.php?page=Glossary-SD-Tech-Fund&hl=en_CA

Strategic Aerospace and Defence Initiative - Industry Canada

Web: http://ito.ic.gc.ca/eic/site/ito-oti.nsf/eng/h_00022.html